



SOUTH CAROLINA

Republican Primary for Governor

Statewide Survey of Likely Republican Primary Voters

N = 500 | Margin of Error $\pm 4.4\%$ | June 1-3, 2026

CONFIDENTIAL

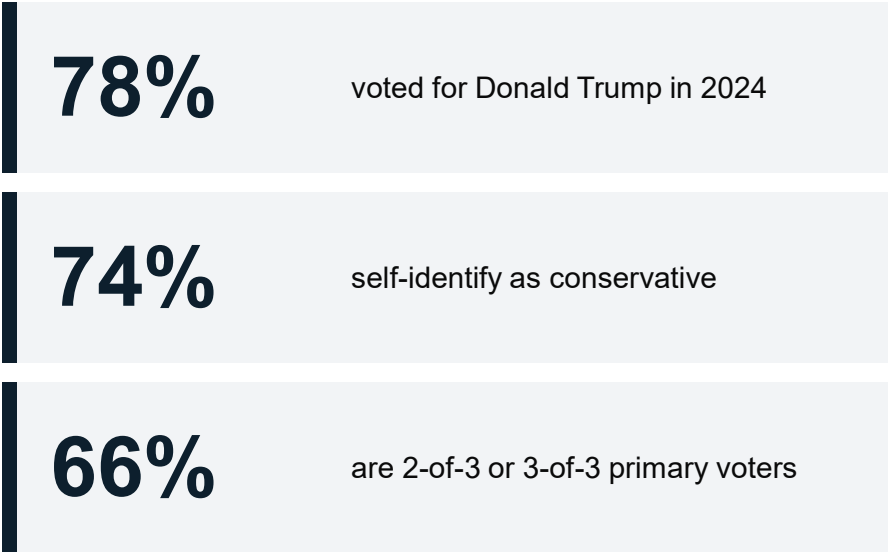
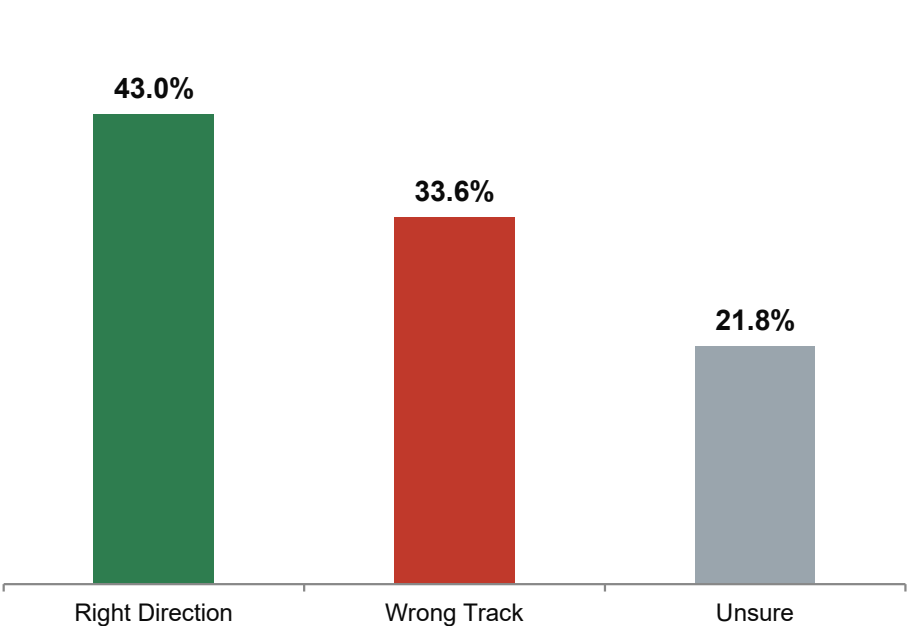
Methodology

Universe	Likely Republican primary voters in South Carolina for the June 9th statewide primary.
Sample Size	N = 500 completed interviews.
Margin of Error	±4.4% at the 95% confidence level.
Modes	Live telephone (landline and cell) and SMS text-to-web.
Field Dates	June 1-3, 2026
Screen	Definitely or probably voting in the Republican primary for Governor.

The Political Environment

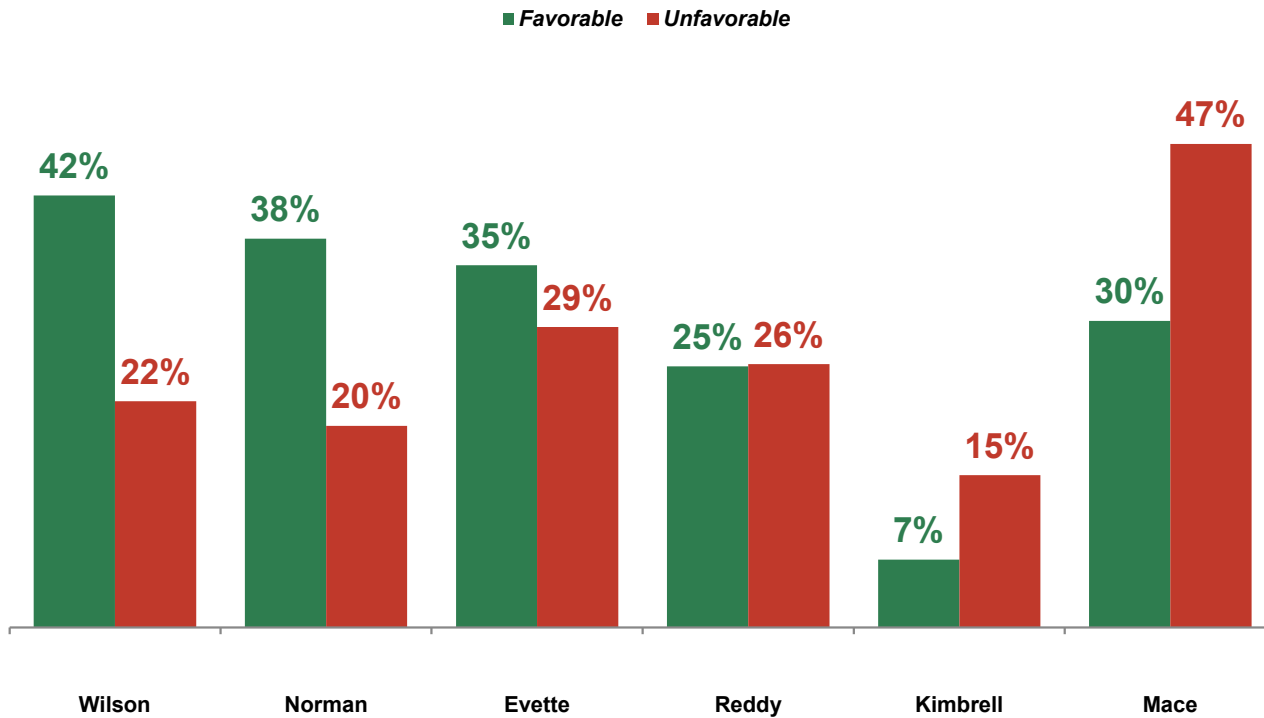
Mood of the Electorate

Direction of South Carolina



Candidate Image

Candidate Favorability

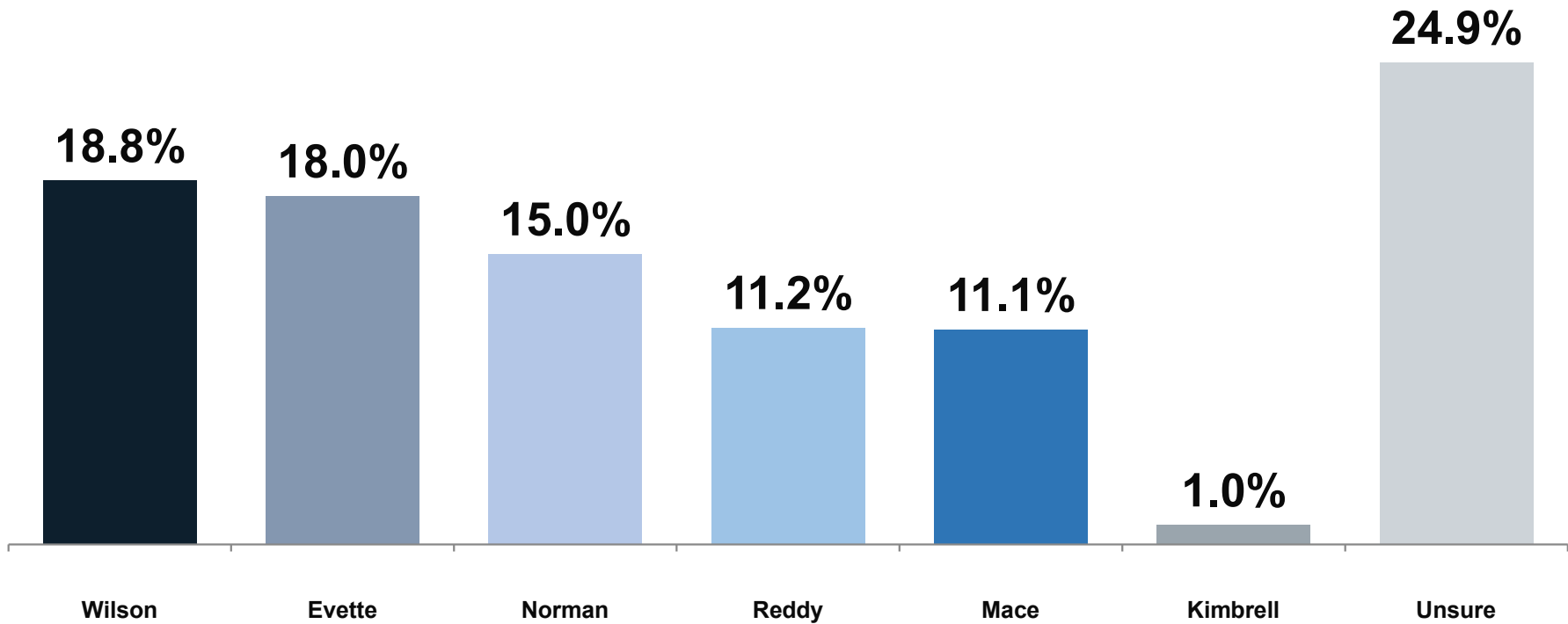


NET FAVORABILITY

Wilson	+20
Norman	+18
Evette	+6
Reddy	0
Kimbrell	-8
Mace	-17

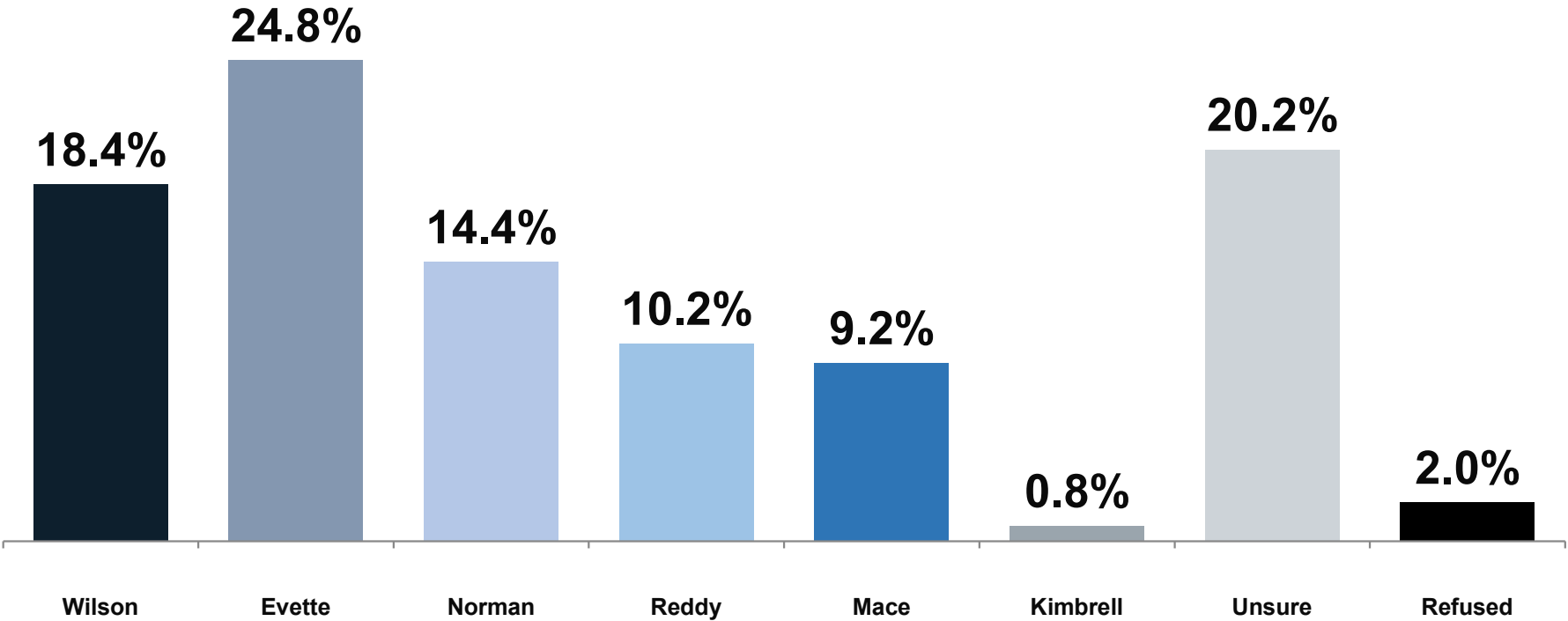
The Ballot

Initial Ballot Test



"If the Republican primary for Governor were held today, for whom would you vote?"

Post Endorsement Ballot Test



“As you may know, Donald Trump endorsed Pamela Evette for Governor last week. Knowing this, if the election was held today who would you vote for

Ballot by Ideology & Primary History

Post-endorsement ballot

	n	Wilson	Evette	Norman	Reddy	Mace	Unsure
Very Conservative	249	19.3	28.1	18.5	11.2	7.6	13.7
Smwt. Conservative	119	19.3	25.2	11.8	10.9	12.6	18.5
Moderate	83	16.9	16.9	6.0	9.6	9.6	31.3
3-of-3 Voters	128	28.1	20.3	15.6	10.2	9.4	11.7
2-of-3 Voters	157	20.4	28.0	15.9	12.1	6.4	15.3
1-of-3 Voters	200	12.0	22.0	13.0	9.0	10.5	29.0