

Atlas US National Poll

Presidential Approval | Image of Political Leaders | US military strikes on Iran |
Trump's Agenda | "The Big, Beautiful Bill" | Immigration | Economic Situation &
Expectations | Social Polarization & Trust in Institutions | Election Scenarios

Summary

1. Methodology and sample profile

2. Results

- 2.1. Presidential approval
- 2.2. Trump's agenda
- 2.3. Major issues
- 2.4. US military strikes on Iran
- 2.5. Other topics: "The Big, Beautiful Bill" and immigration
- 2.6. Image of political leaders
- 2.7. Economic situation & expectations
- 2.8. Social polarization & trust in institutions
- 2.9. Election scenarios and Democrat-Republican comparisons

3. About AtlasIntel

1. Methodology and sample profile

Target population
United States adult population

Sample size
1,935 respondents

Methodology
Random Digital Recruitment (Atlas RDR)

Margin of error
±2 p.p.

Confidence level for estimation of the margin of error
95%

Polling Period
07/13/2025-07/18/2025

Gender	
Female	52.7%
Male	46.8%
Other / prefer not to identify	0.4%

Yearly household income	
Below \$50k	24.9%
\$50k - \$100k	33.2%
Above \$100k	41.8%

Partisanship	
Republican	36%
Independent	37.1%
Democrat	27%

Age	
18 - 29	13.1%
30 - 44	22.5%
45 - 64	37.2%
65+	27.2%

Education Level	
College degree or higher	45.5%
All other	54..5%

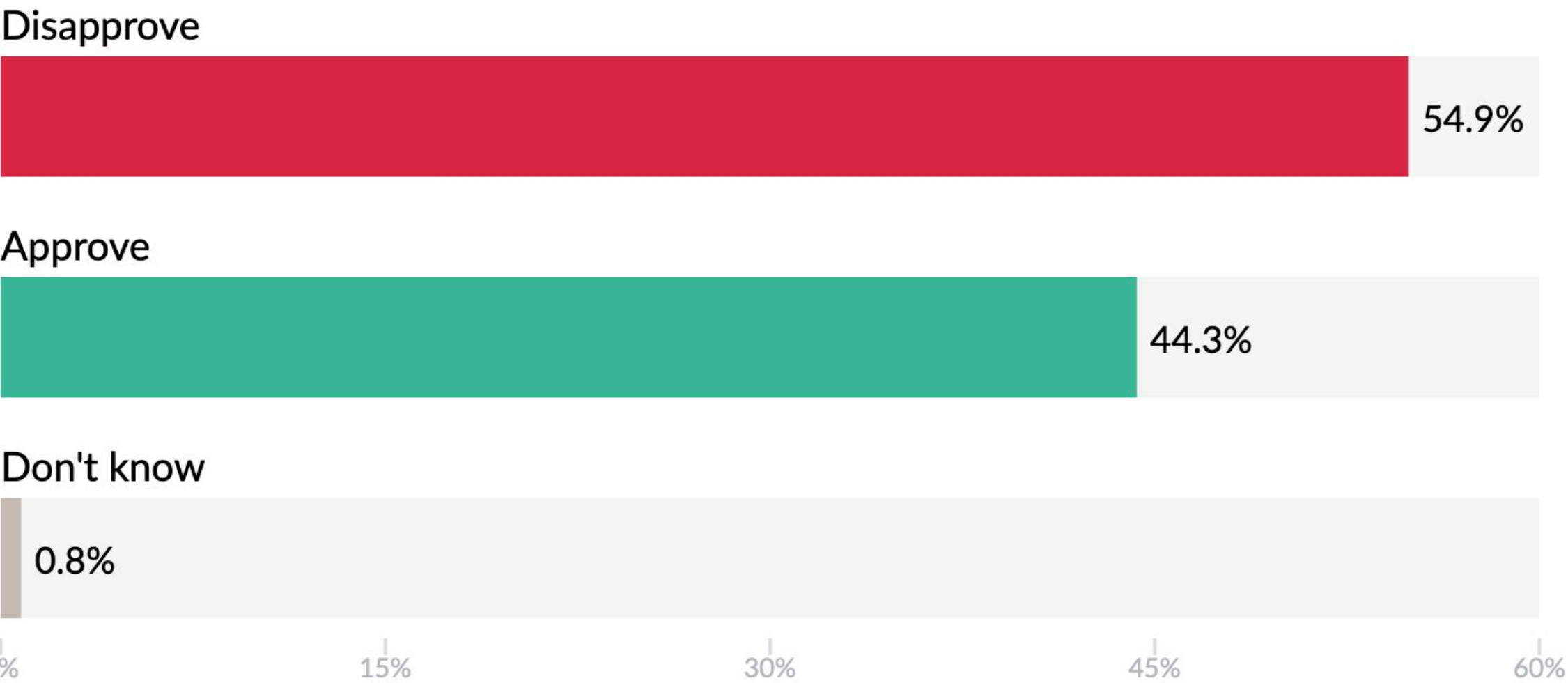
Region	
Sub-urban	54.9%
Urban	24.7%
Rural	20.4%

Race	
White	69.5%
Black	10.8%
Hispanic	12.8%
Asian	3.2%
Other	3.7%

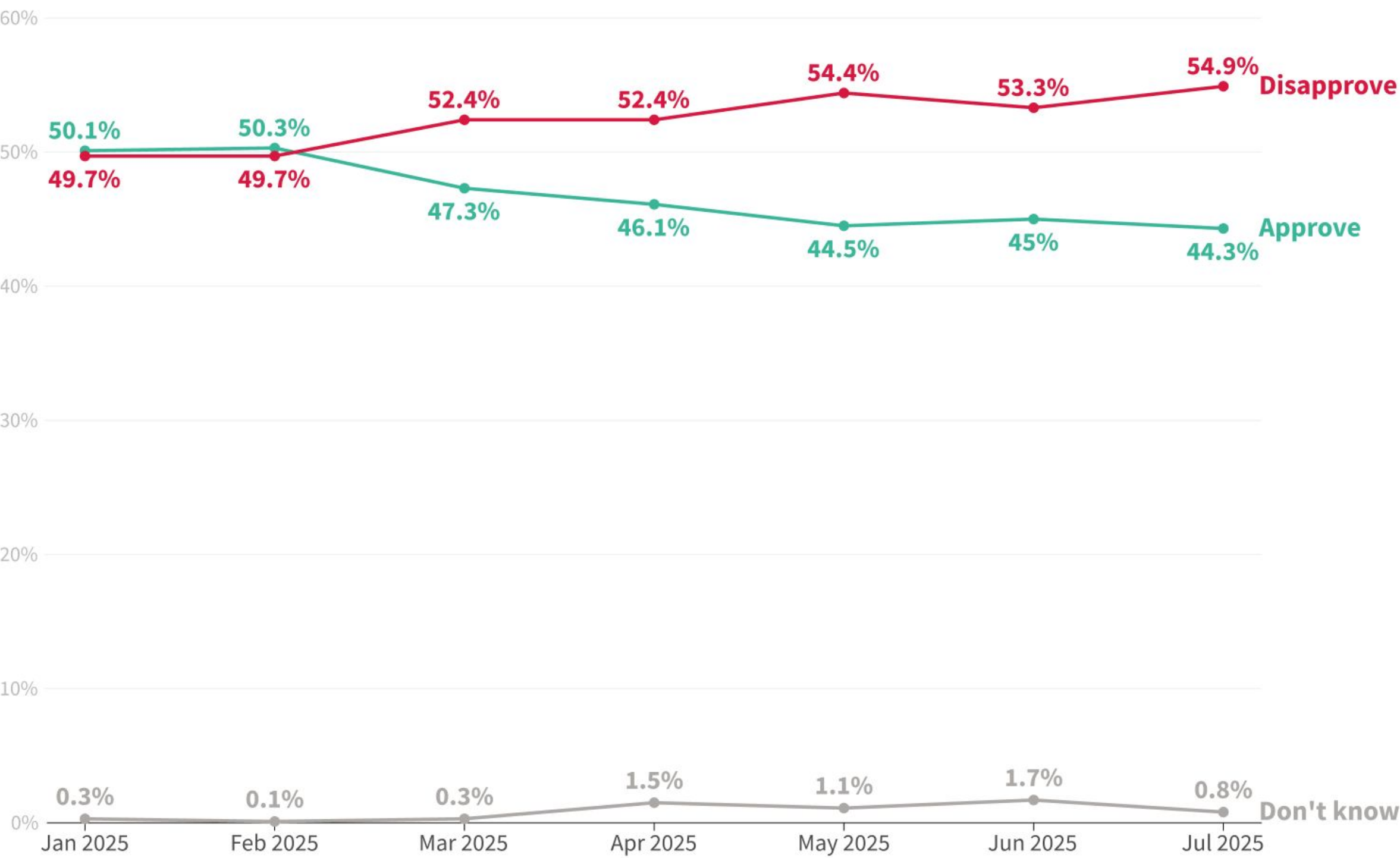
2. Results

2.1. Presidential approval

Do you approve or disapprove of the job Donald Trump is doing as president?



Do you approve or disapprove of the job Donald Trump is doing as president?

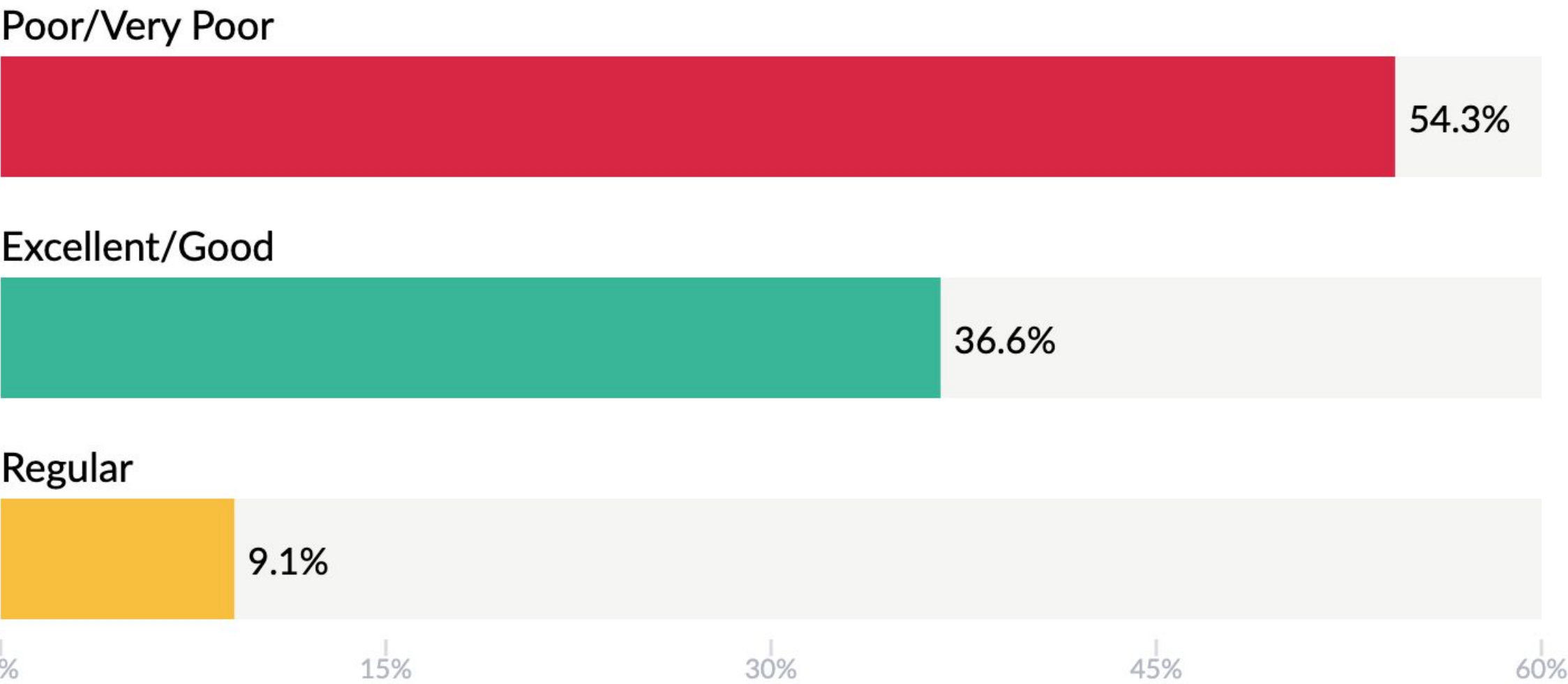


	GENDER			AGE				EDUCATION	
	Man	Woman	Other / prefer not to identify	18 - 29	30 - 44	45 - 64	65+	College degree or higher	All other
Disapprove	<div></div> 49.8	<div></div> 59.5	<div></div> 56.4	<div></div> 65.3	<div></div> 73.5	<div></div> 46.9	<div></div> 45.9	<div></div> 64.1	<div></div> 47.3
Approve	<div></div> 48.5	<div></div> 40.5	<div></div> 43.6	<div></div> 34.7	<div></div> 26.5	<div></div> 53.1	<div></div> 51.4	<div></div> 35.3	<div></div> 51.8
Don't know	<div></div> 1.7	<div></div> 0	<div></div> 0	<div></div> 0	<div></div> 0	<div></div> 0	<div></div> 2.7	<div></div> 0.6	<div></div> 0.9

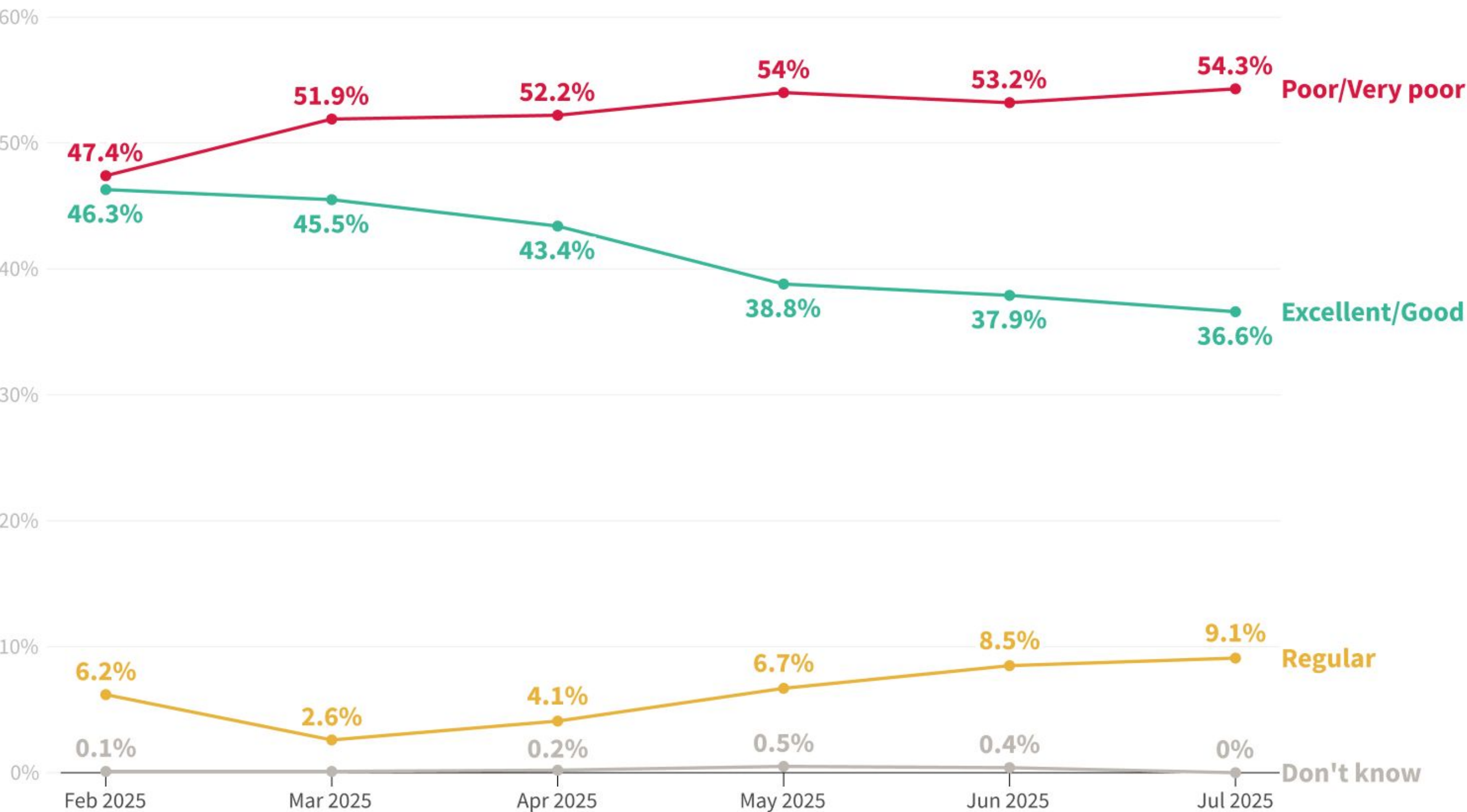
	INCOME			RACE				
	Below \$50k	\$50k - \$100k	Above \$100k	Asian	Black	Hispanic	White	Other
Disapprove	<div></div> 58.7	<div></div> 51.7	<div></div> 55.2	<div></div> 42.7	<div></div> 86.2	<div></div> 59.1	<div></div> 49.9	<div></div> 50.2
Approve	<div></div> 41.3	<div></div> 48.3	<div></div> 43	<div></div> 57.3	<div></div> 13.8	<div></div> 40.9	<div></div> 49	<div></div> 49.8
Don't know	<div></div> 0	<div></div> 0	<div></div> 1.8	<div></div> 0	<div></div> 0	<div></div> 0	<div></div> 1	<div></div> 0

	LOCATION			PARTISANSHIP			2024 VOTE FOR PRESIDENT		
	Urban	Sub - urban	Rural	Democrat	Republican	Independent	Donald Trump	Kamala Harris	Other, don't remember, didn't vote
Disapprove	<div></div> 57.4	<div></div> 58.3	<div></div> 42.7	<div></div> 99	<div></div> 8	<div></div> 68.6	<div></div> 6.3	<div></div> 100	<div></div> 83.4
Approve	<div></div> 42.6	<div></div> 41.3	<div></div> 55.1	<div></div> 1	<div></div> 92	<div></div> 29.5	<div></div> 93.1	<div></div> 0	<div></div> 10.3
Don't know	<div></div> 0	<div></div> 0.4	<div></div> 2.2	<div></div> 0	<div></div> 0	<div></div> 1.9	<div></div> 0.5	<div></div> 0	<div></div> 6.3

How do you evaluate Donald Trump's performance as President?



How do you evaluate Donald Trump's performance as President?

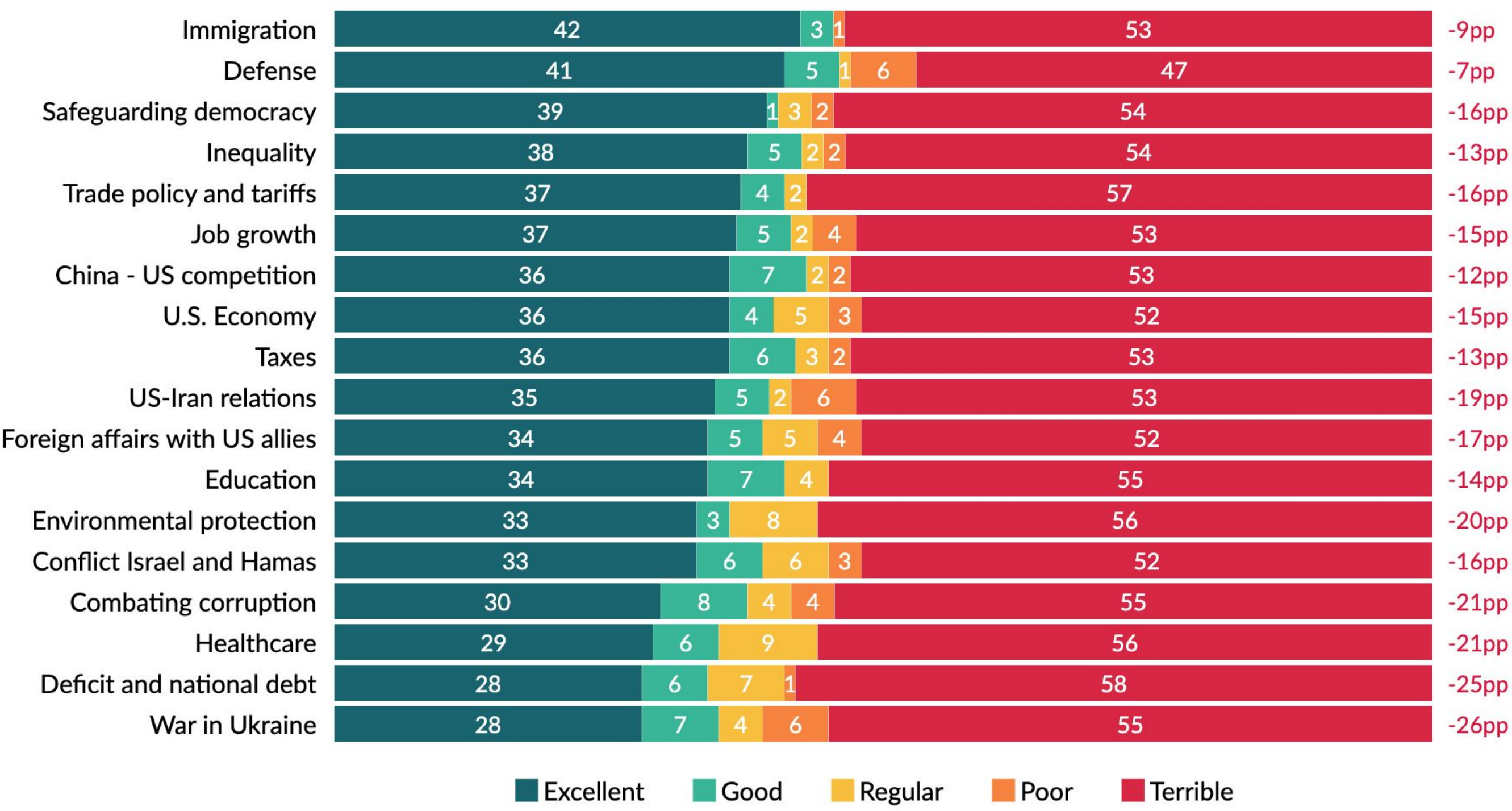


	GENDER			AGE				EDUCATION	
	Man	Woman	Other / prefer not to identify	18 - 29	30 - 44	45 - 64	65+	College degree or higher	All other
Poor/Very Poor	<div></div> 48.8	<div></div> 59.2	<div></div> 56.4	<div></div> 65.3	<div></div> 70.2	<div></div> 46.4	<div></div> 46.8	<div></div> 62.8	<div></div> 47.3
Excellent/Good	<div></div> 38.1	<div></div> 35.7	0	<div></div> 18.7	<div></div> 20.7	<div></div> 46.6	<div></div> 45.4	<div></div> 29.9	<div></div> 42.2
Regular	<div></div> 13.1	<div></div> 5.1	<div></div> 43.6	<div></div> 16	<div></div> 9.1	<div></div> 6.9	<div></div> 7.8	<div></div> 7.3	<div></div> 10.5

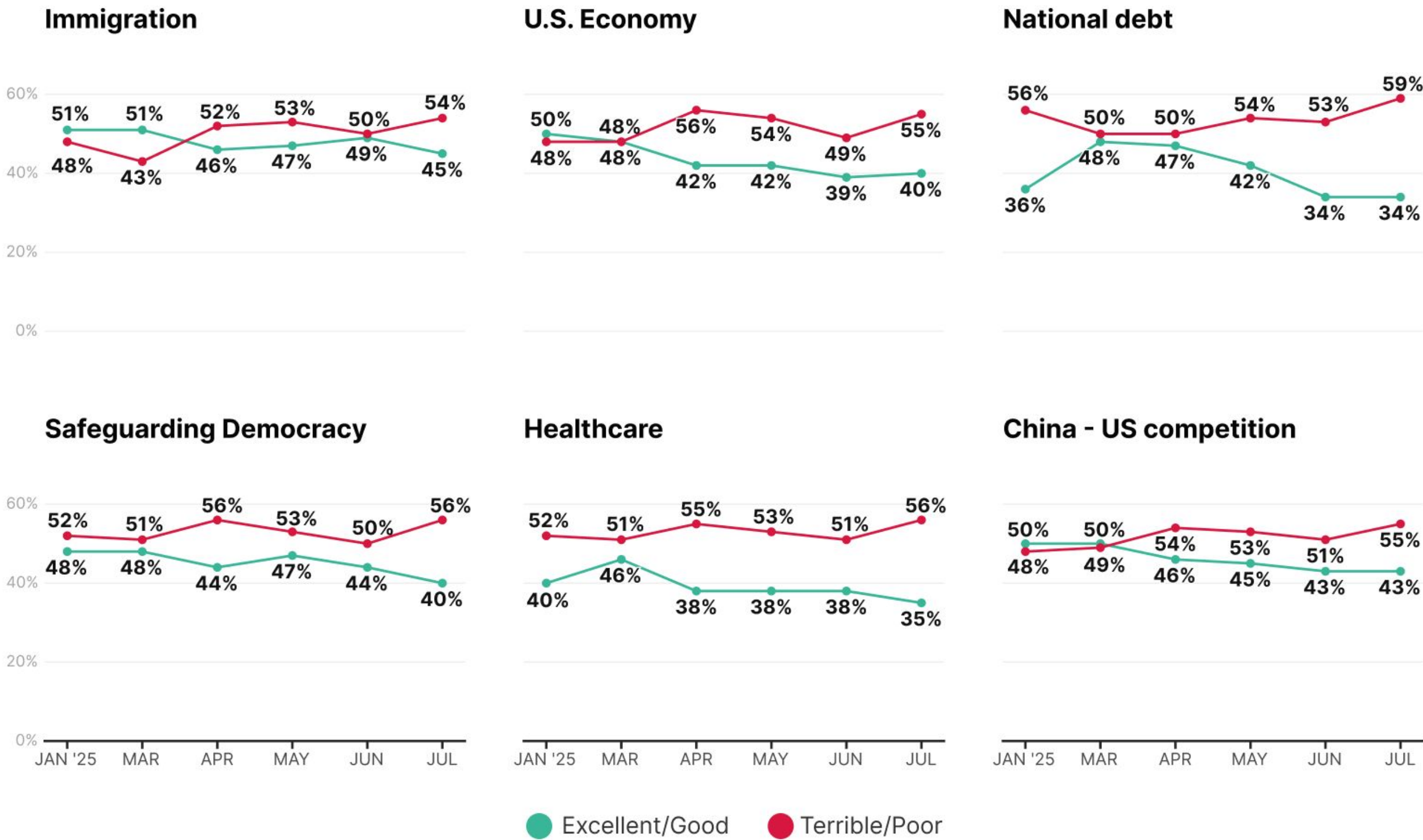
	INCOME			RACE				
	Below \$50k	\$50k - \$100k	Above \$100k	Asian	Black	Hispanic	White	Other
Poor/Very Poor	<div></div> 58.7	<div></div> 51.2	<div></div> 54.1	<div></div> 42.7	<div></div> 86.2	<div></div> 58	<div></div> 49.3	<div></div> 50.2
Excellent/Good	<div></div> 31.4	<div></div> 39.2	<div></div> 37.9	<div></div> 57.3	<div></div> 10.5	<div></div> 37.3	<div></div> 39.4	<div></div> 41.7
Regular	<div></div> 9.8	<div></div> 9.7	<div></div> 8	0	<div></div> 3.3	<div></div> 4.7	<div></div> 11.4	<div></div> 8.2

	LOCATION			PARTISANSHIP			2024 VOTE FOR PRESIDENT		
	Urban	Sub - urban	Rural	Democrat	Republican	Independent	Donald Trump	Kamala Harris	Other, don't remember, didn't vote
Poor/Very Poor	<div></div> 57.3	<div></div> 57.4	<div></div> 41.9	<div></div> 98.9	<div></div> 6.1	<div></div> 68.8	<div></div> 5.1	<div></div> 99.9	<div></div> 83.4
Excellent/Good	<div></div> 32	<div></div> 35.4	<div></div> 46.1	<div></div> 1	<div></div> 79.5	<div></div> 21	<div></div> 77.4	0	<div></div> 6.1
Regular	<div></div> 10.7	<div></div> 7.2	<div></div> 11.9	<div></div> 0.1	<div></div> 14.3	<div></div> 10.2	<div></div> 17.5	<div></div> 0.1	<div></div> 10.5

How would you qualify President Trump’s handling of the following issues?

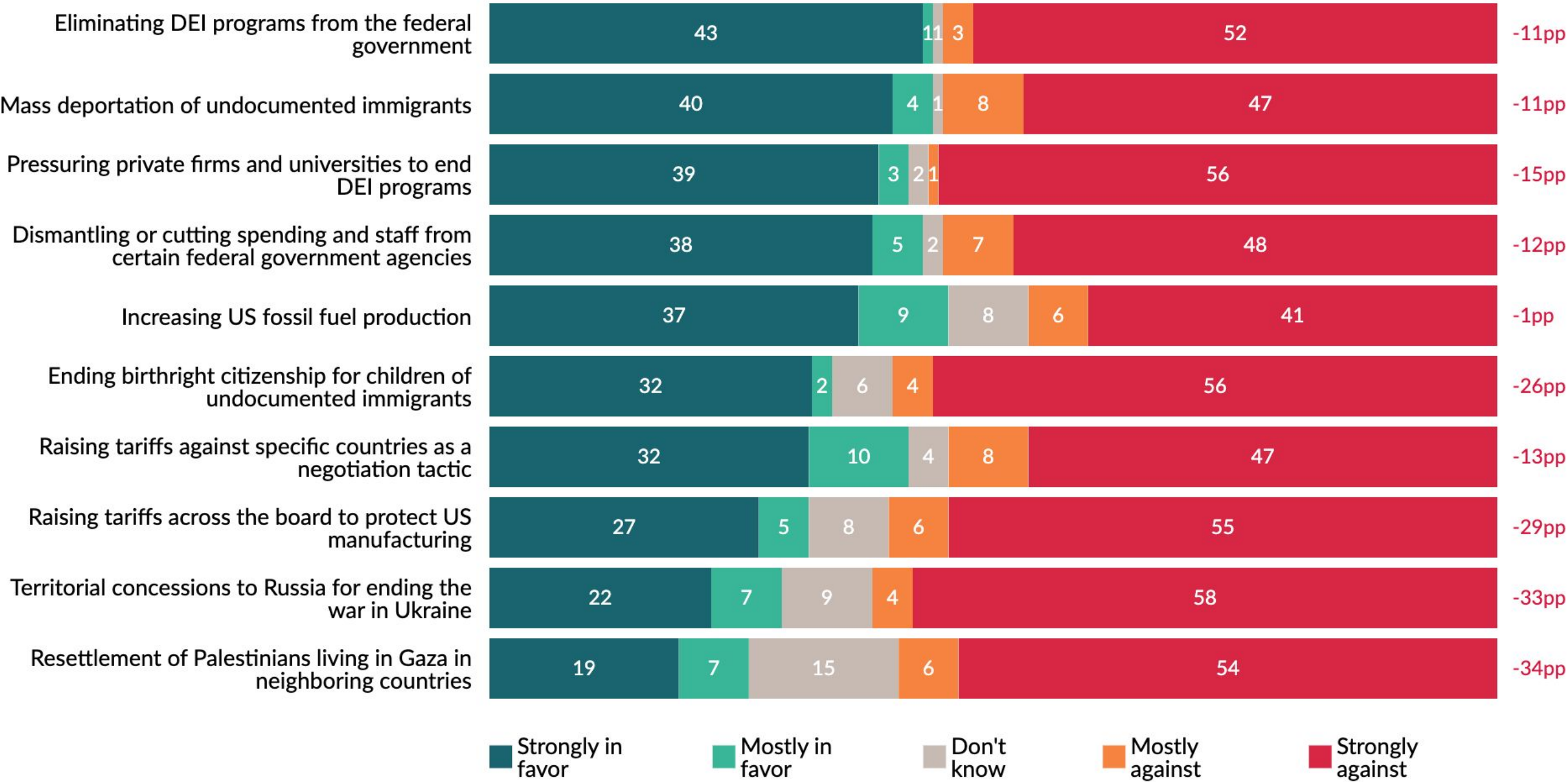


How would you qualify President Trump's handling of the following issues?



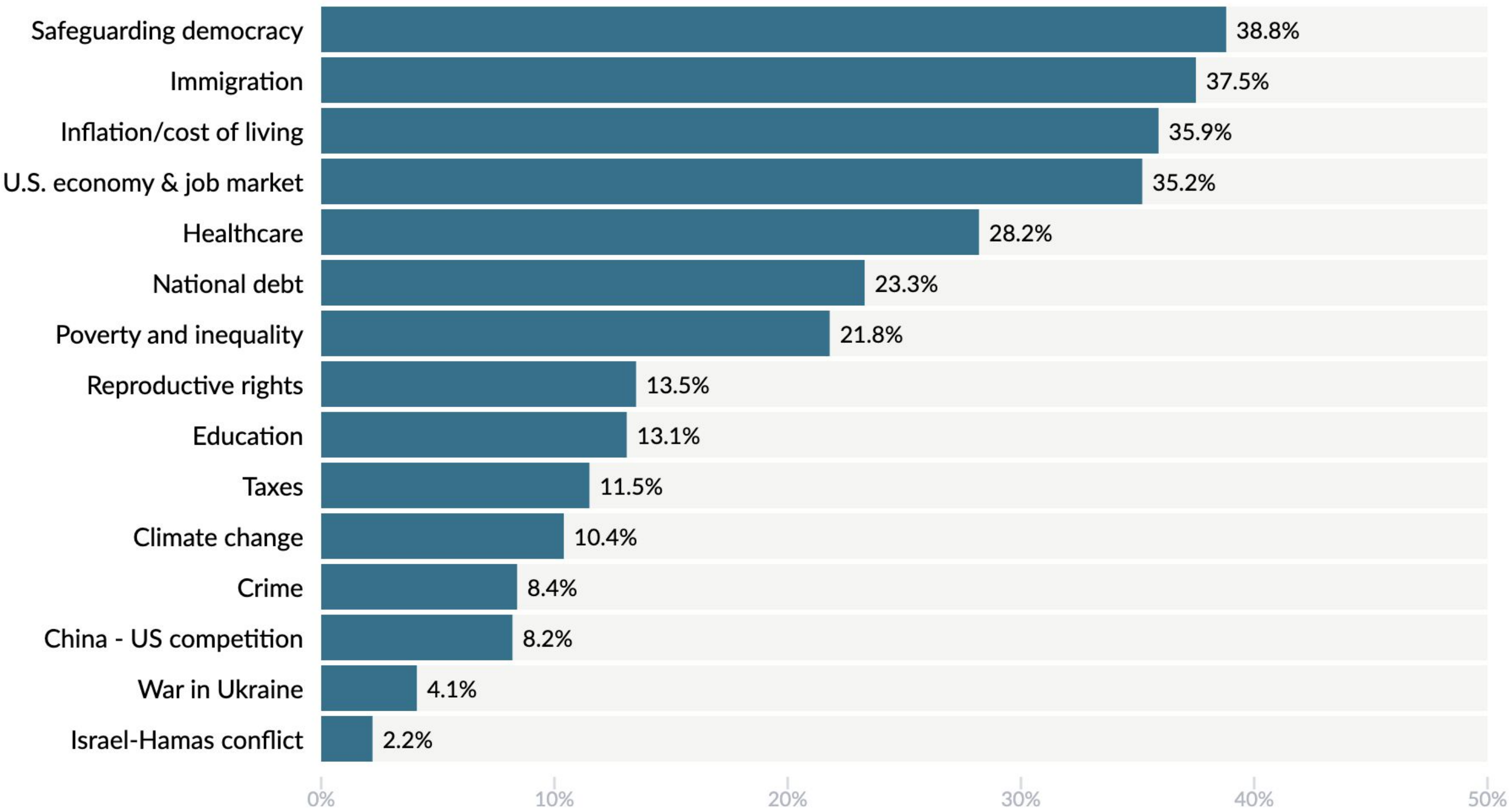
2.2. Trump's agenda

Are you in favor of or against the following policy proposals made by Donald Trump?

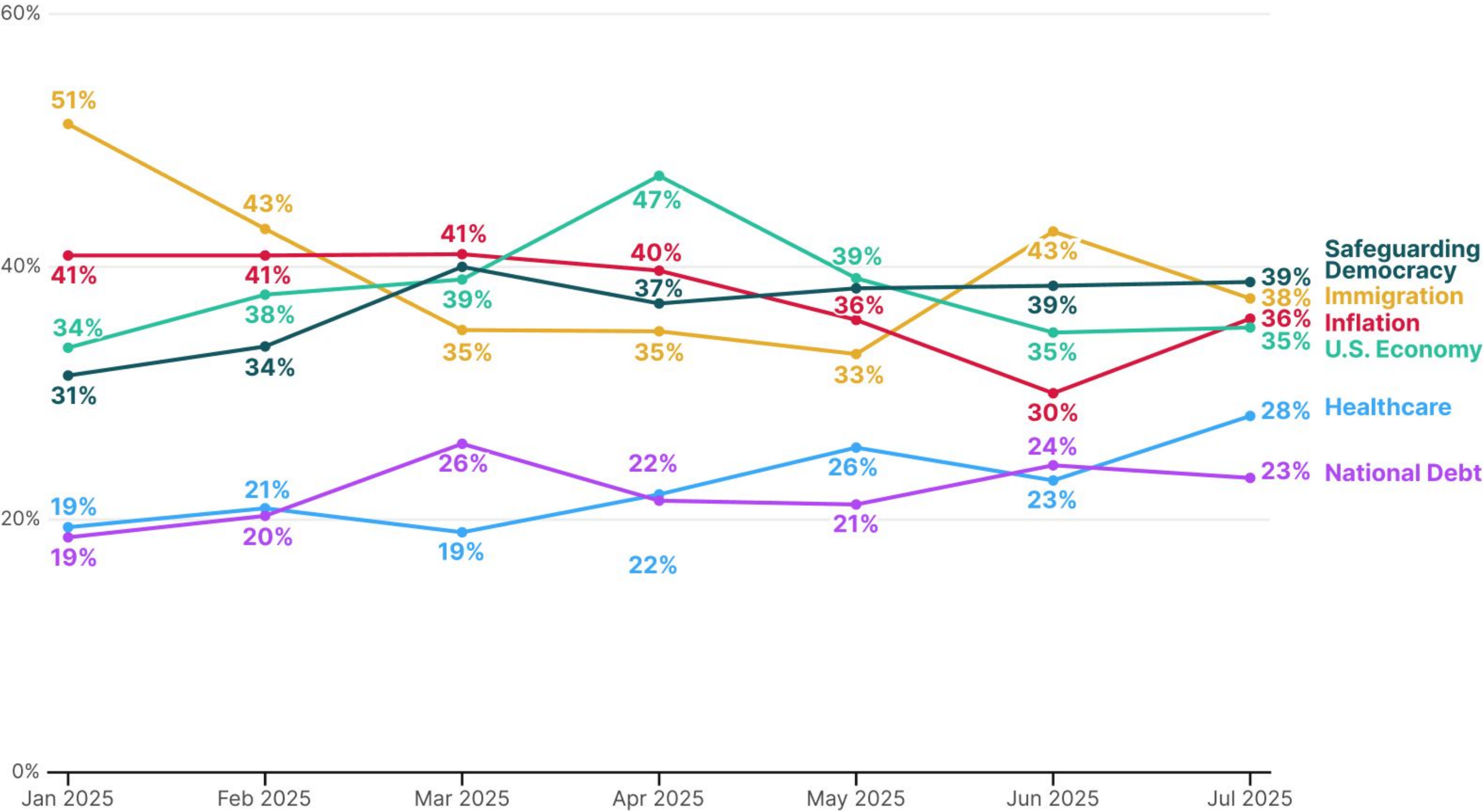


2.3. Major issues

In your opinion, what are the greatest challenges the United States faces today?



In your opinion, what are the greatest challenges the United States faces today?

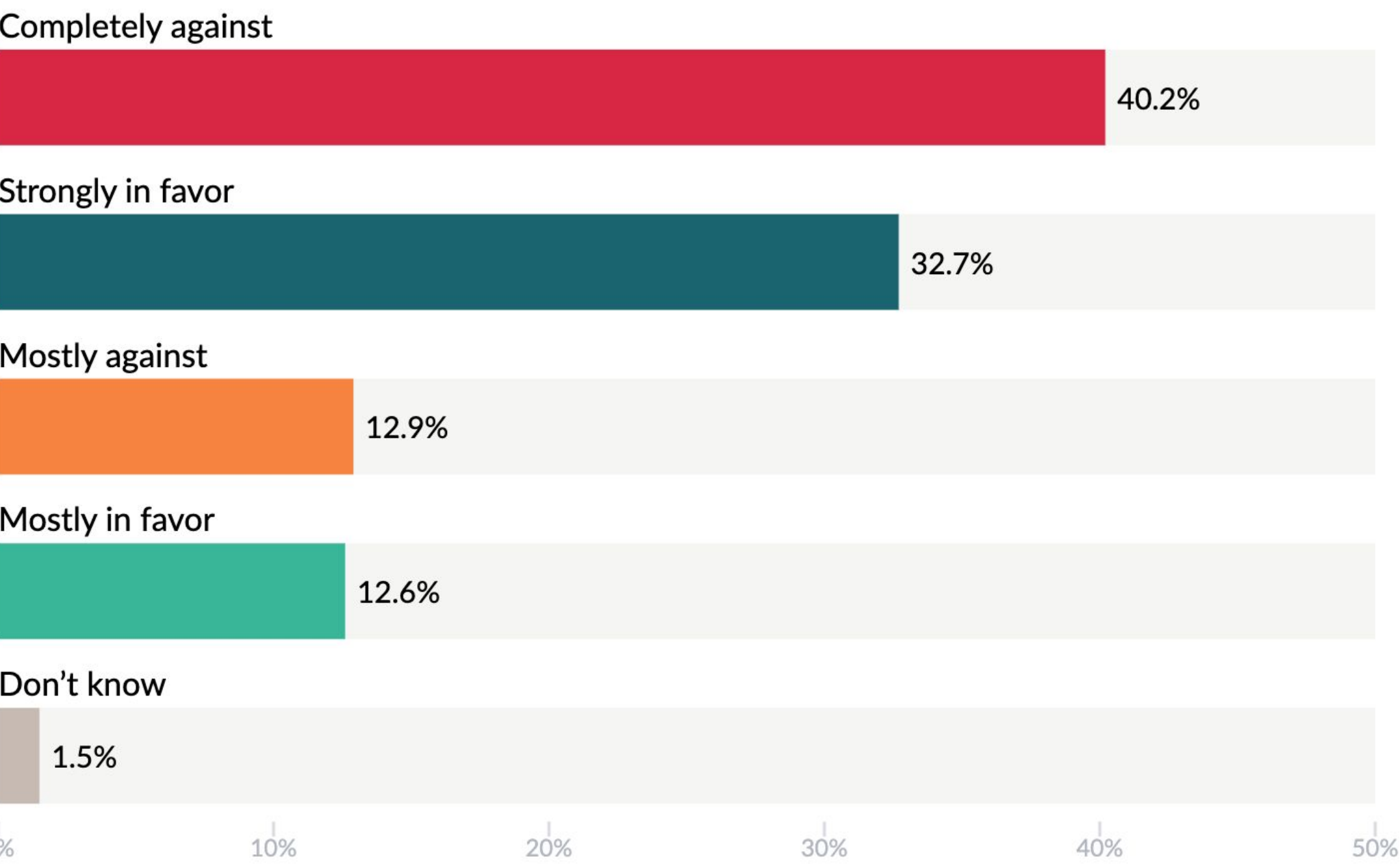


	GENDER			AGE				EDUCATION		INCOME			LOCATION		
	Man	Woman	Other / prefer not to identify	18 - 29	30 - 44	45 - 64	65+	College degree or higher	All other	Below \$50k	\$50k - \$100k	Above \$100k	Urban	Sub - urban	Rural
Safeguarding democracy	<div></div> 35.5	<div></div> 41.9	<div></div> 29.6	<div></div> 41.1	<div></div> 38.7	<div></div> 35.3	<div></div> 43	<div></div> 42.3	<div></div> 36	<div></div> 34.6	<div></div> 40.9	<div></div> 39.9	<div></div> 44.3	<div></div> 38.7	<div></div> 32.8
Immigration	<div></div> 37.6	<div></div> 37.3	<div></div> 47.7	<div></div> 28	<div></div> 27.5	<div></div> 46.5	<div></div> 37.9	<div></div> 32.6	<div></div> 41.6	<div></div> 37.9	<div></div> 41.7	<div></div> 33.9	<div></div> 40	<div></div> 34.7	<div></div> 42.3
Inflation/cost of living	<div></div> 41.6	<div></div> 31.1	<div></div> 9.6	<div></div> 54.3	<div></div> 38.9	<div></div> 32.8	<div></div> 29.3	<div></div> 34.9	<div></div> 36.9	<div></div> 36.3	<div></div> 43.9	<div></div> 29.4	<div></div> 37.4	<div></div> 36.1	<div></div> 33.5
U.S. economy & job n	<div></div> 35.7	<div></div> 35	<div></div> 14.9	<div></div> 34.6	<div></div> 44.5	<div></div> 35.6	<div></div> 27.8	<div></div> 39.2	<div></div> 31.9	<div></div> 29.4	<div></div> 44.2	<div></div> 31.5	<div></div> 35.1	<div></div> 36.4	<div></div> 32.7
Healthcare	<div></div> 21.3	<div></div> 33.9	<div></div> 68.2	<div></div> 32.3	<div></div> 31.3	<div></div> 26.3	<div></div> 25.6	<div></div> 29.6	<div></div> 27.1	<div></div> 39.5	<div></div> 24.5	<div></div> 24.4	<div></div> 27.5	<div></div> 28.8	<div></div> 26.7
National debt	<div></div> 26.9	<div></div> 20	<div></div> 3.4	<div></div> 12.7	<div></div> 26	<div></div> 20.7	<div></div> 29.5	<div></div> 25	<div></div> 21.9	<div></div> 21.2	<div></div> 17	<div></div> 29.4	<div></div> 19.9	<div></div> 25.7	<div></div> 20.6
Poverty and inequalit	<div></div> 20.6	<div></div> 22.8	<div></div> 25.6	<div></div> 30	<div></div> 28.9	<div></div> 17.6	<div></div> 17.6	<div></div> 26.9	<div></div> 17.7	<div></div> 26.4	<div></div> 15.5	<div></div> 24.1	<div></div> 23.2	<div></div> 23.5	<div></div> 15.3
Reproductive rights	<div></div> 9	<div></div> 17.4	<div></div> 19.6	<div></div> 5.7	<div></div> 17.8	<div></div> 14.6	<div></div> 12.5	<div></div> 16.5	<div></div> 11	<div></div> 15	<div></div> 14.5	<div></div> 11.7	<div></div> 12.9	<div></div> 15	<div></div> 10.3
Education	<div></div> 12.9	<div></div> 13.3	<div></div> 13.5	<div></div> 11	<div></div> 11	<div></div> 16	<div></div> 11.7	<div></div> 10.9	<div></div> 14.8	<div></div> 17.7	<div></div> 8.3	<div></div> 14.2	<div></div> 15.5	<div></div> 10.7	<div></div> 17.2
Taxes	<div></div> 13.7	<div></div> 9.6	<div></div> 6	<div></div> 4.4	<div></div> 10.6	<div></div> 14	<div></div> 12.4	<div></div> 8.5	<div></div> 14	<div></div> 10	<div></div> 13	<div></div> 11.2	<div></div> 6.5	<div></div> 12.5	<div></div> 14.4
Climate change	<div></div> 11.6	<div></div> 9.3	<div></div> 16.4	<div></div> 19.1	<div></div> 12.4	<div></div> 6.8	<div></div> 9.3	<div></div> 10.3	<div></div> 10.5	<div></div> 9.7	<div></div> 10	<div></div> 11.2	<div></div> 14.2	<div></div> 9	<div></div> 8.9
Crime	<div></div> 8	<div></div> 8.5	<div></div> 43.9	<div></div> 5.8	<div></div> 4	<div></div> 10	<div></div> 11.3	<div></div> 7.4	<div></div> 9.3	<div></div> 9.9	<div></div> 2.9	<div></div> 11.9	<div></div> 4.7	<div></div> 9	<div></div> 11.4
China - US competiti	<div></div> 13.5	<div></div> 3.5	<div></div> 0	<div></div> 13.6	<div></div> 2.7	<div></div> 6.6	<div></div> 12.5	<div></div> 4	<div></div> 11.6	<div></div> 4.4	<div></div> 8.8	<div></div> 9.9	<div></div> 8.2	<div></div> 7.9	<div></div> 9
War in Ukraine	<div></div> 2	<div></div> 6	<div></div> 0.9	<div></div> 4.9	<div></div> 0.1	<div></div> 1.9	<div></div> 10	<div></div> 1.7	<div></div> 6.1	<div></div> 2.6	<div></div> 6.2	<div></div> 3.4	<div></div> 3	<div></div> 3.1	<div></div> 8.1
Israel-Hamas conflict	<div></div> 2.9	<div></div> 1.5	<div></div> 0	<div></div> 1.8	<div></div> 2	<div></div> 2.1	<div></div> 2.6	<div></div> 2.1	<div></div> 2.2	<div></div> 1.5	<div></div> 1.9	<div></div> 2.8	<div></div> 1.3	<div></div> 2.5	<div></div> 2.4

	RACE					PARTISANSHIP			2024 VOTE FOR PRESIDENT		
	Asian	Black	Hispanic	White	Other	Democrat	Republican	Independent	Donald Trump	Kamala Harris	Other, don't remember, didn't vote
Safeguarding democr	<div></div> 19.3	<div></div> 53.9	<div></div> 34.9	<div></div> 38.4	<div></div> 36.9	<div></div> 63.2	<div></div> 18.3	<div></div> 41.4	<div></div> 15.6	<div></div> 62.1	<div></div> 40.8
Immigration	<div></div> 58	<div></div> 22.7	<div></div> 41.2	<div></div> 38.6	<div></div> 31.7	<div></div> 14.3	<div></div> 63.3	<div></div> 29.1	<div></div> 63.8	<div></div> 14.5	<div></div> 14
Inflation/cost of living	<div></div> 27.9	<div></div> 47.1	<div></div> 37.3	<div></div> 35.1	<div></div> 30.3	<div></div> 29.5	<div></div> 44	<div></div> 32.5	<div></div> 44.9	<div></div> 26.1	<div></div> 41.8
U.S. economy & job n	<div></div> 52.6	<div></div> 49.5	<div></div> 40.5	<div></div> 31.3	<div></div> 39.8	<div></div> 33.6	<div></div> 37.4	<div></div> 34.1	<div></div> 42.5	<div></div> 28.2	<div></div> 32.2
Healthcare	<div></div> 56.6	<div></div> 36	<div></div> 25	<div></div> 26.6	<div></div> 21	<div></div> 37.5	<div></div> 11.8	<div></div> 37.4	<div></div> 12.4	<div></div> 43.2	<div></div> 34.2
National debt	<div></div> 4.3	<div></div> 25.3	<div></div> 18.3	<div></div> 24.1	<div></div> 28.5	<div></div> 11	<div></div> 31.5	<div></div> 24.1	<div></div> 30.5	<div></div> 15.6	<div></div> 24.4
Poverty and inequalit	<div></div> 17.3	<div></div> 35.5	<div></div> 27.1	<div></div> 18.8	<div></div> 15.8	<div></div> 35.4	<div></div> 3.9	<div></div> 29.7	<div></div> 2.6	<div></div> 39.3	<div></div> 34.3
Reproductive rights	<div></div> 24.2	<div></div> 13.4	<div></div> 17.4	<div></div> 12.3	<div></div> 9.1	<div></div> 29.4	<div></div> 1.9	<div></div> 13.1	<div></div> 1	<div></div> 26	<div></div> 14.8
Education	<div></div> 4.1	<div></div> 0	<div></div> 10.7	<div></div> 16	<div></div> 11.8	<div></div> 12	<div></div> 13.5	<div></div> 13.6	<div></div> 13.9	<div></div> 11.5	<div></div> 18.2
Taxes	<div></div> 0	<div></div> 10.5	<div></div> 12.2	<div></div> 12	<div></div> 13.3	<div></div> 2.4	<div></div> 21	<div></div> 8.8	<div></div> 21.4	<div></div> 2.7	<div></div> 3.9
Climate change	<div></div> 7.2	<div></div> 0.9	<div></div> 8.7	<div></div> 12.6	<div></div> 5.2	<div></div> 18.8	<div></div> 0.3	<div></div> 14.3	<div></div> 0.5	<div></div> 19.1	<div></div> 19.9
Crime	<div></div> 0	<div></div> 5.3	<div></div> 10.9	<div></div> 8.4	<div></div> 19.6	<div></div> 1.1	<div></div> 15.8	<div></div> 6.5	<div></div> 15.9	<div></div> 1.5	<div></div> 4
China - US competiti	<div></div> 21.7	<div></div> 0	<div></div> 5.5	<div></div> 8.6	<div></div> 19.6	<div></div> 1.4	<div></div> 14.5	<div></div> 6.9	<div></div> 16.8	<div></div> 0.3	<div></div> 2
War in Ukraine	<div></div> 0	<div></div> 0	<div></div> 7	<div></div> 4.5	<div></div> 0.1	<div></div> 5.3	<div></div> 5.2	<div></div> 2.2	<div></div> 3.4	<div></div> 5.2	<div></div> 1.3
Israel-Hamas conflict	<div></div> 2.6	<div></div> 0	<div></div> 1	<div></div> 2.8	<div></div> 0.8	<div></div> 1.1	<div></div> 3.8	<div></div> 1.3	<div></div> 3.3	<div></div> 1	<div></div> 2.4

2.4. US military strikes on Iran

Are you in favor or against the Trump administration’s decision to launch military strikes on Iranian nuclear facilities?



	GENDER			AGE				EDUCATION	
	Man	Woman	Other / prefer not to identify	18 - 29	30 - 44	45 - 64	65+	College degree or higher	All other
Completely against	<div><div></div></div> 29.5	<div><div></div></div> 48.9	<div><div></div></div> 90.2	<div><div></div></div> 48.1	<div><div></div></div> 55.5	<div><div></div></div> 33.9	<div><div></div></div> 30.4	<div><div></div></div> 45	<div><div></div></div> 36.3
Strongly in favor	<div><div></div></div> 41	<div><div></div></div> 26	<div><div></div></div> 0	<div><div></div></div> 24.6	<div><div></div></div> 22.6	<div><div></div></div> 38.4	<div><div></div></div> 39.3	<div><div></div></div> 27.6	<div><div></div></div> 36.9
Mostly against	<div><div></div></div> 12.8	<div><div></div></div> 13	<div><div></div></div> 6.9	<div><div></div></div> 13.8	<div><div></div></div> 13.2	<div><div></div></div> 14	<div><div></div></div> 10.8	<div><div></div></div> 15.8	<div><div></div></div> 10.6
Mostly in favor	<div><div></div></div> 15.2	<div><div></div></div> 10.6	<div><div></div></div> 1.4	<div><div></div></div> 11.9	<div><div></div></div> 8.5	<div><div></div></div> 11.7	<div><div></div></div> 17.5	<div><div></div></div> 9.3	<div><div></div></div> 15.2
Don't know	<div><div></div></div> 1.6	<div><div></div></div> 1.5	<div><div></div></div> 1.6	<div><div></div></div> 1.6	<div><div></div></div> 0.2	<div><div></div></div> 2	<div><div></div></div> 2	<div><div></div></div> 2.3	<div><div></div></div> 1

	INCOME			RACE				
	Below \$50k	\$50k - \$100k	Above \$100k	Asian	Black	Hispanic	White	Other
Completely against	<div><div></div></div> 51.8	<div><div></div></div> 37.3	<div><div></div></div> 34.8	<div><div></div></div> 28.4	<div><div></div></div> 100	<div><div></div></div> 33.6	<div><div></div></div> 36.4	<div><div></div></div> 33.1
Strongly in favor	<div><div></div></div> 27.2	<div><div></div></div> 40.3	<div><div></div></div> 30.6	<div><div></div></div> 65.4	<div><div></div></div> 0	<div><div></div></div> 19.2	<div><div></div></div> 37.1	<div><div></div></div> 23.6
Mostly against	<div><div></div></div> 13.5	<div><div></div></div> 10.4	<div><div></div></div> 14.3	<div><div></div></div> 3.7	<div><div></div></div> 0	<div><div></div></div> 23.2	<div><div></div></div> 12.5	<div><div></div></div> 17.6
Mostly in favor	<div><div></div></div> 6.8	<div><div></div></div> 10.7	<div><div></div></div> 17.8	<div><div></div></div> 2.5	<div><div></div></div> 0	<div><div></div></div> 23.7	<div><div></div></div> 11.9	<div><div></div></div> 25.5
Don't know	<div><div></div></div> 0.6	<div><div></div></div> 1.3	<div><div></div></div> 2.4	<div><div></div></div> 0	<div><div></div></div> 0	<div><div></div></div> 0.4	<div><div></div></div> 2.1	<div><div></div></div> 0.2

	LOCATION			PARTISANSHIP			2024 VOTE FOR PRESIDENT		
	Urban	Sub - urban	Rural	Democrat	Republican	Independent	Donald Trump	Kamala Harris	Other, don't remember, didn't vote
Completely against	<div><div></div></div> 40.1	<div><div></div></div> 44	<div><div></div></div> 31.3	<div><div></div></div> 69.9	<div><div></div></div> 4.4	<div><div></div></div> 50.8	<div><div></div></div> 4.4	<div><div></div></div> 72.8	<div><div></div></div> 53.7
Strongly in favor	<div><div></div></div> 33	<div><div></div></div> 31.9	<div><div></div></div> 34.8	<div><div></div></div> 0	<div><div></div></div> 71.1	<div><div></div></div> 21.7	<div><div></div></div> 70.4	<div><div></div></div> 0.1	<div><div></div></div> 7
Mostly against	<div><div></div></div> 17.6	<div><div></div></div> 10.9	<div><div></div></div> 12.3	<div><div></div></div> 22.7	<div><div></div></div> 2.5	<div><div></div></div> 15.6	<div><div></div></div> 3.7	<div><div></div></div> 21.3	<div><div></div></div> 17.7
Mostly in favor	<div><div></div></div> 8.9	<div><div></div></div> 11.4	<div><div></div></div> 19.4	<div><div></div></div> 5.8	<div><div></div></div> 21.6	<div><div></div></div> 9.6	<div><div></div></div> 19.8	<div><div></div></div> 4.4	<div><div></div></div> 21
Don't know	<div><div></div></div> 0.4	<div><div></div></div> 1.8	<div><div></div></div> 2.1	<div><div></div></div> 1.6	<div><div></div></div> 0.5	<div><div></div></div> 2.3	<div><div></div></div> 1.7	<div><div></div></div> 1.5	<div><div></div></div> 0.6

In your opinion, what impact did US strikes have on Iran’s capacity to develop nuclear weapons?

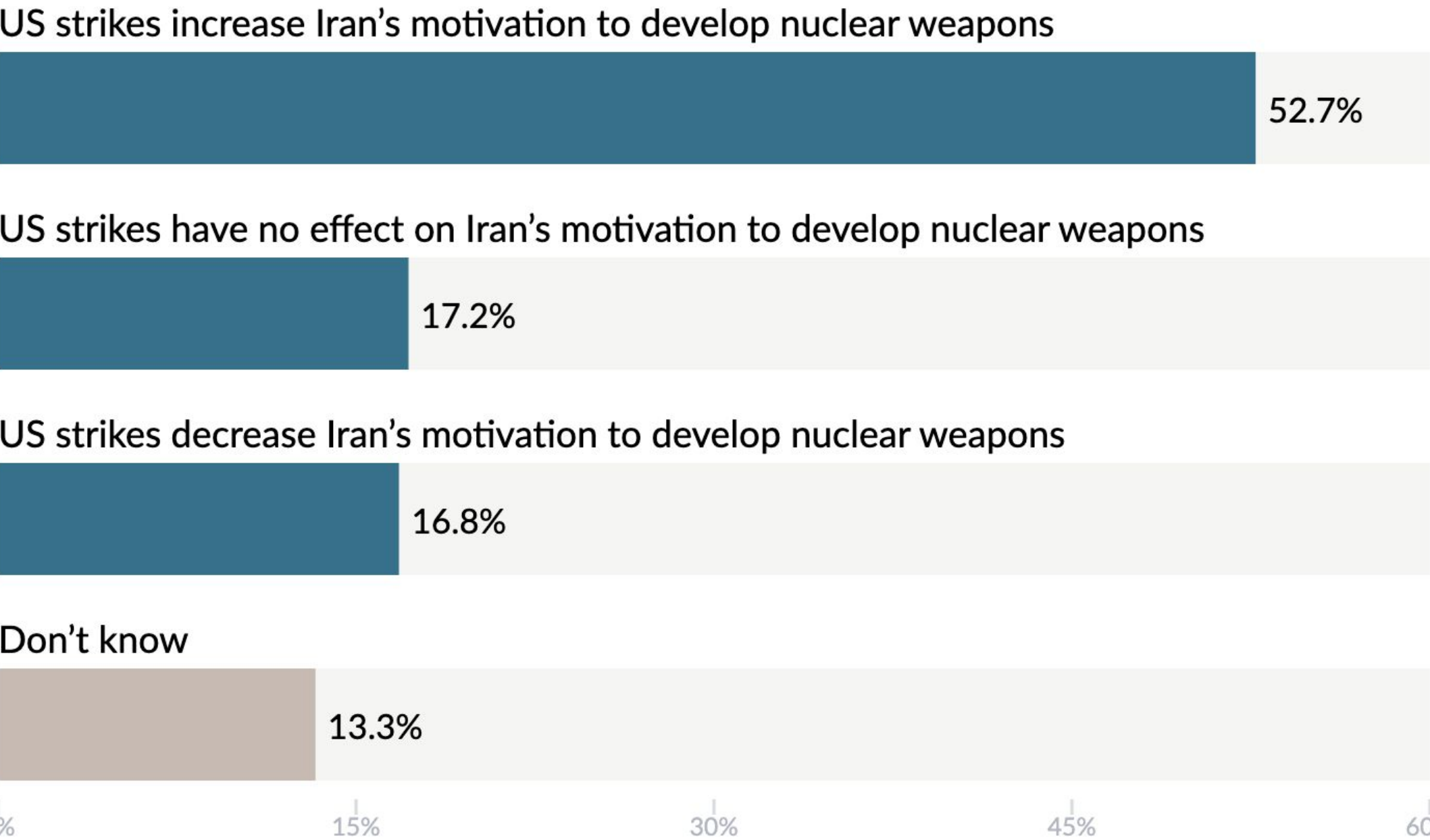


	GENDER			AGE				EDUCATION	
	Man	Woman	Other / prefer not to identify	18 - 29	30 - 44	45 - 64	65+	College degree or higher	All other
Strikes had no effect on Iran's capacity to develop nuclear weapons	<div><div></div></div> 20	<div><div></div></div> 37.8	<div><div></div></div> 28.5	<div><div></div></div> 20.3	<div><div></div></div> 48.8	<div><div></div></div> 26.1	<div><div></div></div> 22.1	<div><div></div></div> 31.9	<div><div></div></div> 27.6
Strikes significantly compromised Iran's capacity to develop nuclear weapons	<div><div></div></div> 30.4	<div><div></div></div> 24.1	<div><div></div></div> 0	<div><div></div></div> 20.2	<div><div></div></div> 17.6	<div><div></div></div> 28.2	<div><div></div></div> 37	<div><div></div></div> 27.1	<div><div></div></div> 26.6
Strikes somewhat compromised Iran's capacity to develop nuclear weapons	<div><div></div></div> 28.7	<div><div></div></div> 19.1	<div><div></div></div> 62.6	<div><div></div></div> 48.3	<div><div></div></div> 12	<div><div></div></div> 23.6	<div><div></div></div> 20.9	<div><div></div></div> 24	<div><div></div></div> 23.7
Strikes completely eliminated Iran's capacity to develop nuclear weapons	<div><div></div></div> 11.7	<div><div></div></div> 11.2	<div><div></div></div> 0	<div><div></div></div> 0.4	<div><div></div></div> 7.7	<div><div></div></div> 17.4	<div><div></div></div> 13	<div><div></div></div> 8.5	<div><div></div></div> 13.6
Strikes increased Iran's capacity to develop nuclear weapons	<div><div></div></div> 3	<div><div></div></div> 3.9	<div><div></div></div> 3.9	<div><div></div></div> 3.9	<div><div></div></div> 4.8	<div><div></div></div> 2.2	<div><div></div></div> 3.7	<div><div></div></div> 3.8	<div><div></div></div> 3.3
Don't know	<div><div></div></div> 6.2	<div><div></div></div> 3.9	<div><div></div></div> 4.9	<div><div></div></div> 6.9	<div><div></div></div> 9.1	<div><div></div></div> 2.6	<div><div></div></div> 3.4	<div><div></div></div> 4.7	<div><div></div></div> 5.3

	INCOME			RACE					LOCATION		
	Below \$50k	\$50k - \$100k	Above \$100k	Asian	Black	Hispanic	White	Other	Urban	Sub - urban	Rural
Strikes had no effect on Iran's capacity to develop nuclear weapons	<div><div></div></div> 34.7	<div><div></div></div> 27.9	<div><div></div></div> 27.2	<div><div></div></div> 30.4	<div><div></div></div> 55.6	<div><div></div></div> 34.4	<div><div></div></div> 26.1	<div><div></div></div> 21.6	<div><div></div></div> 30	<div><div></div></div> 31.6	<div><div></div></div> 22.9
Strikes significantly compromised Iran's capacity to develop nuclear weapons	<div><div></div></div> 24.7	<div><div></div></div> 29.1	<div><div></div></div> 26.4	<div><div></div></div> 26.1	<div><div></div></div> 0	<div><div></div></div> 26.4	<div><div></div></div> 29.6	<div><div></div></div> 26.1	<div><div></div></div> 25.3	<div><div></div></div> 24.5	<div><div></div></div> 34.3
Strikes somewhat compromised Iran's capacity to develop nuclear weapons	<div><div></div></div> 21.6	<div><div></div></div> 18.4	<div><div></div></div> 29.5	<div><div></div></div> 0	<div><div></div></div> 42	<div><div></div></div> 24.2	<div><div></div></div> 23.3	<div><div></div></div> 23.1	<div><div></div></div> 29.8	<div><div></div></div> 23.2	<div><div></div></div> 19
Strikes completely eliminated Iran's capacity to develop nuclear weapons	<div><div></div></div> 6.2	<div><div></div></div> 16.5	<div><div></div></div> 10.8	<div><div></div></div> 40.8	<div><div></div></div> 0	<div><div></div></div> 9	<div><div></div></div> 11.2	<div><div></div></div> 15	<div><div></div></div> 8.2	<div><div></div></div> 12	<div><div></div></div> 13.4
Strikes increased Iran's capacity to develop nuclear weapons	<div><div></div></div> 4.9	<div><div></div></div> 4.2	<div><div></div></div> 2.1	<div><div></div></div> 0	<div><div></div></div> 2.3	<div><div></div></div> 1.6	<div><div></div></div> 4	<div><div></div></div> 5.1	<div><div></div></div> 3.6	<div><div></div></div> 3.7	<div><div></div></div> 3.2
Don't know	<div><div></div></div> 8	<div><div></div></div> 4	<div><div></div></div> 4	<div><div></div></div> 2.7	<div><div></div></div> 0	<div><div></div></div> 4.3	<div><div></div></div> 5.8	<div><div></div></div> 9.1	<div><div></div></div> 3.2	<div><div></div></div> 5	<div><div></div></div> 7.2

	PARTISANSHIP			2024 VOTE FOR PRESIDENT		
	Democrat	Republican	Independent	Donald Trump	Kamala Harris	Other, don't remember, didn't vote
Strikes had no effect on Iran's capacity to develop nuclear weapons	<div><div></div></div> 50.9	<div><div></div></div> 2.4	<div><div></div></div> 38.2	<div><div></div></div> 2.2	<div><div></div></div> 53.4	<div><div></div></div> 44.7
Strikes significantly compromised Iran's capacity to develop nuclear weapons	<div><div></div></div> 0.7	<div><div></div></div> 59.9	<div><div></div></div> 16	<div><div></div></div> 56	<div><div></div></div> 1.2	<div><div></div></div> 7.3
Strikes somewhat compromised Iran's capacity to develop nuclear weapons	<div><div></div></div> 37.8	<div><div></div></div> 7.2	<div><div></div></div> 28.7	<div><div></div></div> 12.3	<div><div></div></div> 34.6	<div><div></div></div> 25.8
Strikes completely eliminated Iran's capacity to develop nuclear weapons	<div><div></div></div> 0	<div><div></div></div> 27	<div><div></div></div> 5.5	<div><div></div></div> 24.5	<div><div></div></div> 0	<div><div></div></div> 2.9
Strikes increased Iran's capacity to develop nuclear weapons	<div><div></div></div> 6.6	<div><div></div></div> 0	<div><div></div></div> 4.4	<div><div></div></div> 1.1	<div><div></div></div> 4.9	<div><div></div></div> 11.6
Don't know	<div><div></div></div> 4	<div><div></div></div> 3.6	<div><div></div></div> 7.1	<div><div></div></div> 3.9	<div><div></div></div> 5.9	<div><div></div></div> 7.6

In your opinion, how do US strikes affect Iran’s motivation to develop nuclear weapons?

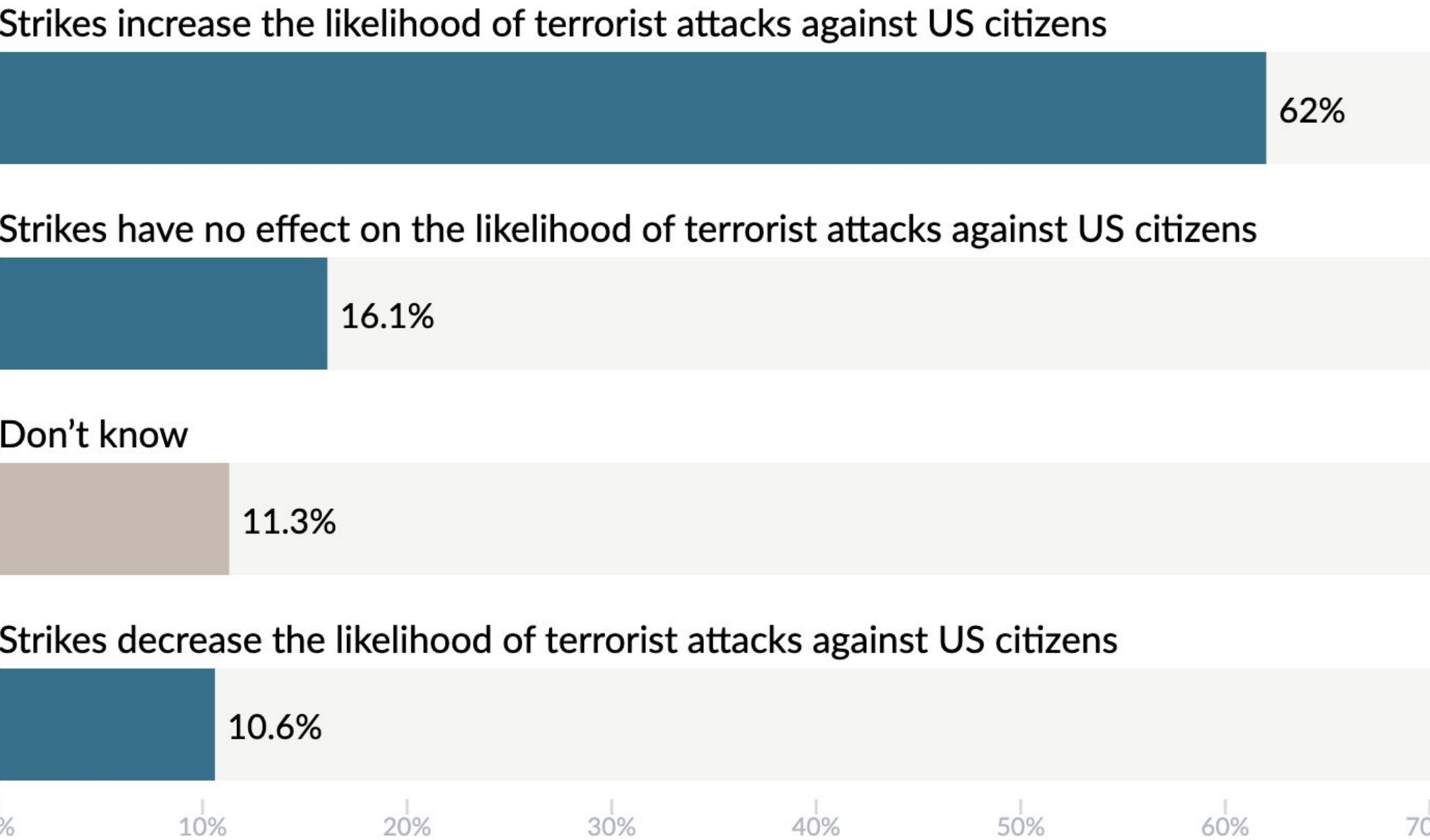


	GENDER			AGE				EDUCATION	
	Man	Woman	Other / prefer not to identify	18 - 29	30 - 44	45 - 64	65+	College degree or higher	All other
US strikes increase Iran’s motivation to deve	<div></div> 44.6	<div></div> 59.9	<div></div> 37.7	<div></div> 66.6	<div></div> 63.8	<div></div> 44.3	<div></div> 46.1	<div></div> 55	<div></div> 51
US strikes have no effect on Iran’s motivatio	<div></div> 22.6	<div></div> 12	<div></div> 57.3	<div></div> 16.1	<div></div> 10.4	<div></div> 23.6	<div></div> 15.9	<div></div> 13.3	<div></div> 20.4
US strikes decrease Iran’s motivation to dev	<div></div> 17	<div></div> 16.8	<div></div> 0.3	<div></div> 4.7	<div></div> 12.9	<div></div> 19	<div></div> 23.7	<div></div> 20.9	<div></div> 13.4
Don’t know	<div></div> 15.7	<div></div> 11.3	<div></div> 4.7	<div></div> 12.6	<div></div> 13	<div></div> 13.1	<div></div> 14.3	<div></div> 10.8	<div></div> 15.3

	INCOME			RACE				
	Below \$50k	\$50k - \$100k	Above \$100k	Asian	Black	Hispanic	White	Other
US strikes increase Iran’s motivation to deve	<div></div> 58.5	<div></div> 48.6	<div></div> 52.2	<div></div> 31.9	<div></div> 71.4	<div></div> 60.8	<div></div> 51.6	<div></div> 26.7
US strikes have no effect on Iran’s motivatio	<div></div> 13.1	<div></div> 21.4	<div></div> 16.7	<div></div> 24.5	<div></div> 13.2	<div></div> 6.6	<div></div> 18.4	<div></div> 38
US strikes decrease Iran’s motivation to dev	<div></div> 13.4	<div></div> 14.3	<div></div> 21.1	<div></div> 0	<div></div> 2.3	<div></div> 15.6	<div></div> 19.8	<div></div> 4.7
Don’t know	<div></div> 15.1	<div></div> 15.6	<div></div> 10.1	<div></div> 43.6	<div></div> 13	<div></div> 16.9	<div></div> 10.2	<div></div> 30.6

	LOCATION			PARTISANSHIP			2024 VOTE FOR PRESIDENT		
	Urban	Sub - urban	Rural	Democrat	Republican	Independent	Donald Trump	Kamala Harris	Other, don't remember, didn't vote
US strikes increase Iran’s motivation to deve	<div></div> 48.1	<div></div> 56	<div></div> 49.7	<div></div> 85.5	<div></div> 15.4	<div></div> 62.6	<div></div> 18.5	<div></div> 83.5	<div></div> 66.3
US strikes have no effect on Iran’s motivatio	<div></div> 19.9	<div></div> 15.9	<div></div> 17.4	<div></div> 10	<div></div> 22.3	<div></div> 17.5	<div></div> 26.5	<div></div> 9.1	<div></div> 12.3
US strikes decrease Iran’s motivation to dev	<div></div> 22.8	<div></div> 12.5	<div></div> 20.1	<div></div> 2.1	<div></div> 39.6	<div></div> 6.9	<div></div> 32.1	<div></div> 2.8	<div></div> 11.2
Don’t know	<div></div> 9.2	<div></div> 15.6	<div></div> 12.8	<div></div> 2.4	<div></div> 22.7	<div></div> 12.9	<div></div> 22.9	<div></div> 4.7	<div></div> 10.1

In your opinion, how do US strikes affect the likelihood of future terrorist attacks against US citizens?

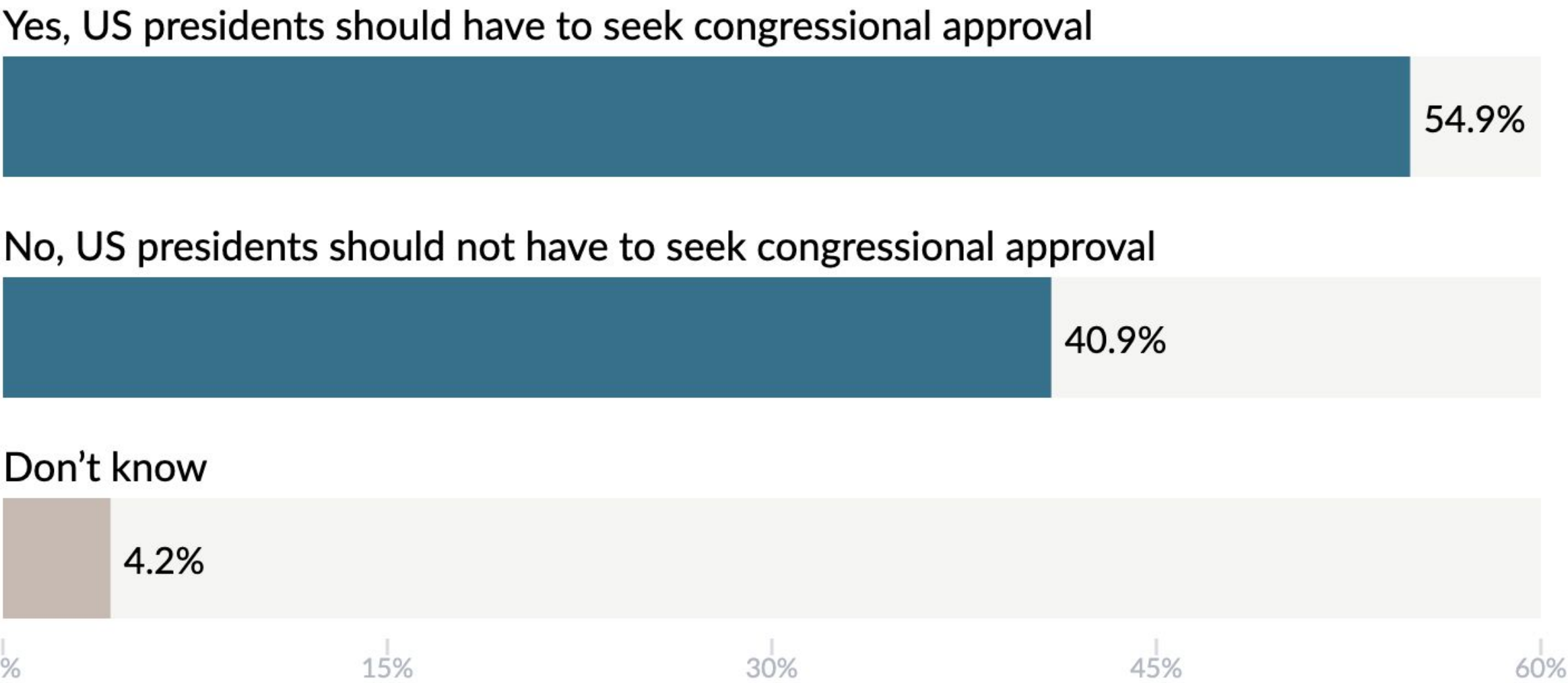


	GENDER			AGE				EDUCATION	
	Man	Woman	Other / prefer not to identify	18 - 29	30 - 44	45 - 64	65+	College degree or higher	All other
Strikes increase the likelihood of terrorist att	<div></div> 50.6	<div></div> 72.1	<div></div> 38.4	<div></div> 65.9	<div></div> 62.7	<div></div> 62.8	<div></div> 57.1	<div></div> 63.2	<div></div> 60.9
Strikes have no effect on the likelihood of te	<div></div> 27.6	<div></div> 5.6	<div></div> 58.9	<div></div> 23.3	<div></div> 12.1	<div></div> 17.8	<div></div> 14.5	<div></div> 11	<div></div> 20.3
Don't know	<div></div> 11.7	<div></div> 11	<div></div> 2.7	<div></div> 8.5	<div></div> 17.1	<div></div> 6.9	<div></div> 13.6	<div></div> 11.9	<div></div> 10.9
Strikes decrease the likelihood of terrorist at	<div></div> 10.1	<div></div> 11.3	<div></div> 0	<div></div> 2.3	<div></div> 8.1	<div></div> 12.6	<div></div> 14.8	<div></div> 14	<div></div> 7.9

	INCOME			RACE				
	Below \$50k	\$50k - \$100k	Above \$100k	Asian	Black	Hispanic	White	Other
Strikes increase the likelihood of terrorist att	<div></div> 67.6	<div></div> 51.6	<div></div> 66.4	<div></div> 33.1	<div></div> 69.9	<div></div> 72.9	<div></div> 60.9	<div></div> 50.6
Strikes have no effect on the likelihood of te	<div></div> 10.6	<div></div> 23.4	<div></div> 13.9	<div></div> 24.5	<div></div> 8.2	<div></div> 10.8	<div></div> 17.4	<div></div> 23.1
Don't know	<div></div> 18.9	<div></div> 8.5	<div></div> 8.6	<div></div> 0	<div></div> 21.8	<div></div> 10.8	<div></div> 10.6	<div></div> 19.2
Strikes decrease the likelihood of terrorist at	<div></div> 3	<div></div> 16.5	<div></div> 11.2	<div></div> 42.4	<div></div> 0	<div></div> 5.5	<div></div> 11.1	<div></div> 7.1

	LOCATION			PARTISANSHIP			2024 VOTE FOR PRESIDENT		
	Urban	Sub - urban	Rural	Democrat	Republican	Independent	Donald Trump	Kamala Harris	Other, don't remember, didn't vote
Strikes increase the likelihood of terrorist att	<div></div> 61.7	<div></div> 62.4	<div></div> 60.9	<div></div> 94.4	<div></div> 27.2	<div></div> 70.4	<div></div> 27.7	<div></div> 91.8	<div></div> 84.6
Strikes have no effect on the likelihood of te	<div></div> 25	<div></div> 11.7	<div></div> 16.3	<div></div> 3	<div></div> 30	<div></div> 12.6	<div></div> 32.3	<div></div> 2.1	<div></div> 4.7
Don't know	<div></div> 5.2	<div></div> 14.3	<div></div> 10.9	<div></div> 2.3	<div></div> 16.1	<div></div> 13.3	<div></div> 17.8	<div></div> 5.8	<div></div> 5.2
Strikes decrease the likelihood of terrorist at	<div></div> 8.1	<div></div> 11.5	<div></div> 11.8	<div></div> 0.3	<div></div> 26.7	<div></div> 3.8	<div></div> 22.2	<div></div> 0.2	<div></div> 5.5

Do you think US presidents should have to seek congressional approval before launching military strikes on other countries?

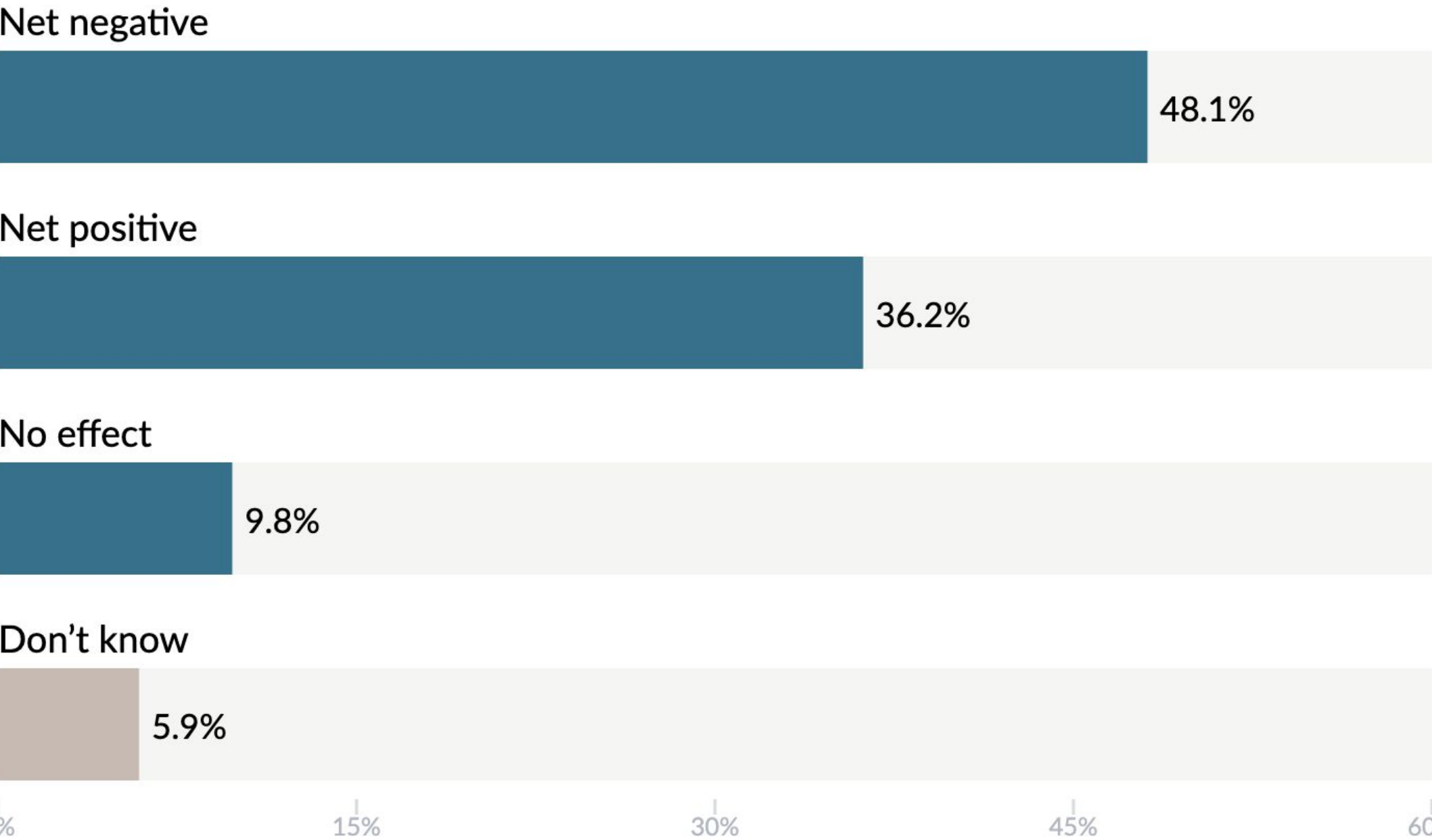


	GENDER			AGE				EDUCATION	
	Man	Woman	Other / prefer not to identify	18 - 29	30 - 44	45 - 64	65+	College degree or higher	All other
Yes, US presidents should have to seek cong	<div></div> 44.8	<div></div> 63.7	<div></div> 44.5	<div></div> 68.3	<div></div> 72.9	<div></div> 45.6	<div></div> 43.2	<div></div> 59.6	<div></div> 51.2
No, US presidents should not have to seek c	<div></div> 50.1	<div></div> 33	<div></div> 55.1	<div></div> 23.4	<div></div> 26.4	<div></div> 51.9	<div></div> 49.7	<div></div> 38.2	<div></div> 43
Don't know	<div></div> 5.1	<div></div> 3.4	<div></div> 0.3	<div></div> 8.3	<div></div> 0.7	<div></div> 2.5	<div></div> 7.1	<div></div> 2.1	<div></div> 5.8

	INCOME			RACE				
	Below \$50k	\$50k - \$100k	Above \$100k	Asian	Black	Hispanic	White	Other
Yes, US presidents should have to seek cong	<div></div> 61.6	<div></div> 51.2	<div></div> 53.4	<div></div> 33.1	<div></div> 91.8	<div></div> 57.8	<div></div> 51.8	<div></div> 47.3
No, US presidents should not have to seek c	<div></div> 31.5	<div></div> 46.1	<div></div> 43	<div></div> 66.9	<div></div> 8.2	<div></div> 38.8	<div></div> 43.1	<div></div> 51.9
Don't know	<div></div> 6.9	<div></div> 2.7	<div></div> 3.6	<div></div> 0	<div></div> 0	<div></div> 3.4	<div></div> 5.2	<div></div> 0.7

	LOCATION			PARTISANSHIP			2024 VOTE FOR PRESIDENT		
	Urban	Sub - urban	Rural	Democrat	Republican	Independent	Donald Trump	Kamala Harris	Other, don't remember, didn't vote
Yes, US presidents should have to seek cong	<div></div> 57.9	<div></div> 59.2	<div></div> 42.3	<div></div> 98	<div></div> 10.6	<div></div> 64.2	<div></div> 9.3	<div></div> 96.8	<div></div> 70.2
No, US presidents should not have to seek c	<div></div> 40.8	<div></div> 34.9	<div></div> 54.4	<div></div> 0.6	<div></div> 85.6	<div></div> 29.6	<div></div> 83.8	<div></div> 1.1	<div></div> 29.4
Don't know	<div></div> 1.3	<div></div> 6	<div></div> 3.3	<div></div> 1.4	<div></div> 3.8	<div></div> 6.2	<div></div> 6.9	<div></div> 2.1	<div></div> 0.4

In your opinion, has the Trump administration’s involvement in the Israel-Iran conflict so far had a net positive or net negative effect on peace in the Middle East?

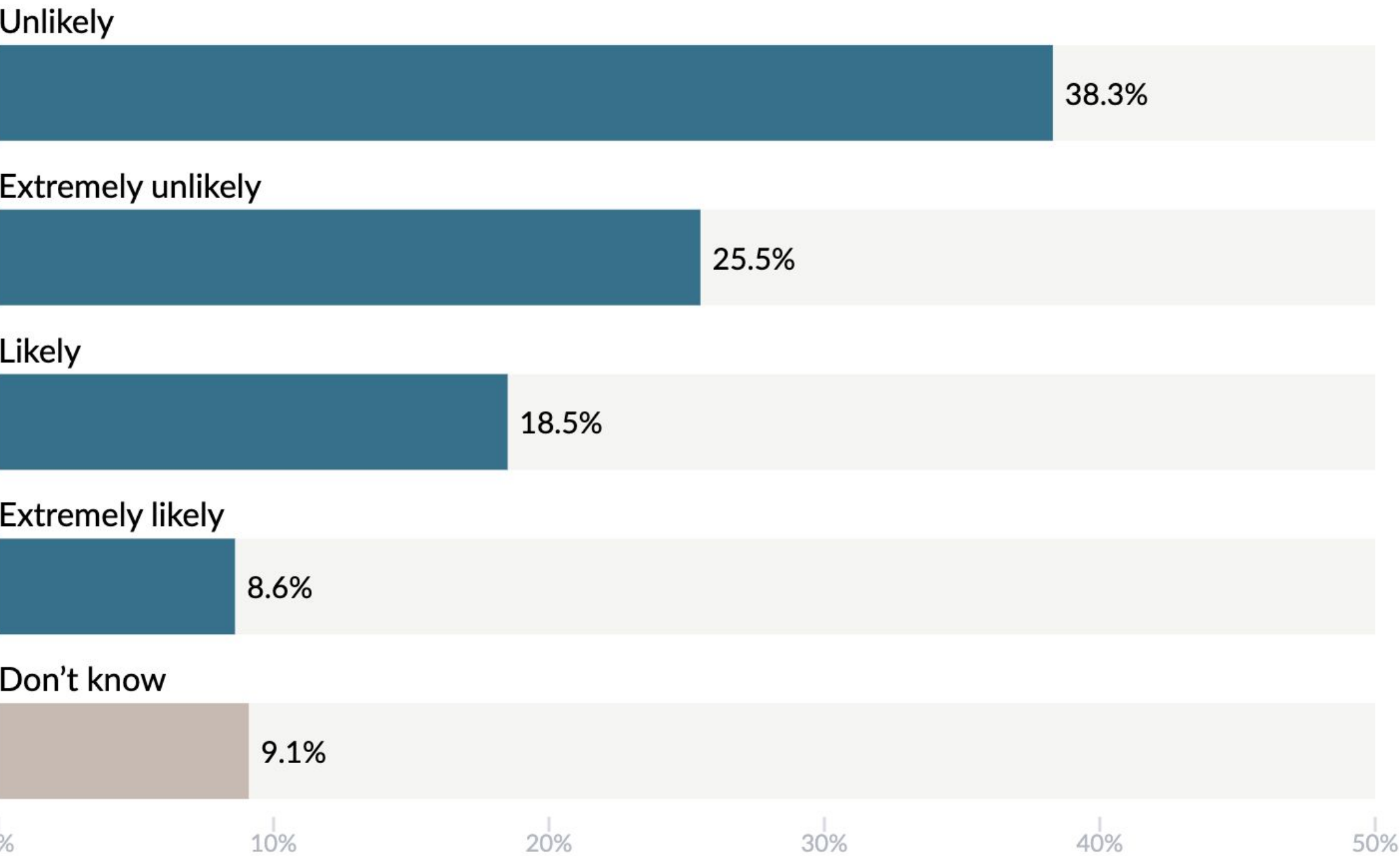


	GENDER			AGE				EDUCATION	
	Man	Woman	Other / prefer not to identify	18 - 29	30 - 44	45 - 64	65+	College degree or higher	All other
Net negative	<div><div></div></div> 40.3	<div><div></div></div> 54.9	<div><div></div></div> 36.4	<div><div></div></div> 59	<div><div></div></div> 65.7	<div><div></div></div> 38.5	<div><div></div></div> 38.5	<div><div></div></div> 55.2	<div><div></div></div> 42.3
Net positive	<div><div></div></div> 43.1	<div><div></div></div> 30.7	<div><div></div></div> 0	<div><div></div></div> 23.1	<div><div></div></div> 23.1	<div><div></div></div> 48.6	<div><div></div></div> 40.1	<div><div></div></div> 33.3	<div><div></div></div> 38.5
No effect	<div><div></div></div> 11.9	<div><div></div></div> 7.5	<div><div></div></div> 57.5	<div><div></div></div> 17	<div><div></div></div> 5	<div><div></div></div> 8	<div><div></div></div> 12	<div><div></div></div> 6.6	<div><div></div></div> 12.4
Don't know	<div><div></div></div> 4.7	<div><div></div></div> 7	<div><div></div></div> 6.1	<div><div></div></div> 0.9	<div><div></div></div> 6.2	<div><div></div></div> 4.9	<div><div></div></div> 9.4	<div><div></div></div> 5	<div><div></div></div> 6.7

	INCOME			RACE				
	Below \$50k	\$50k - \$100k	Above \$100k	Asian	Black	Hispanic	White	Other
Net negative	<div><div></div></div> 55.7	<div><div></div></div> 42.9	<div><div></div></div> 47	<div><div></div></div> 33.1	<div><div></div></div> 91.8	<div><div></div></div> 47.8	<div><div></div></div> 44.4	<div><div></div></div> 43.2
Net positive	<div><div></div></div> 22.7	<div><div></div></div> 43.9	<div><div></div></div> 39.2	<div><div></div></div> 66.9	<div><div></div></div> 0	<div><div></div></div> 36.8	<div><div></div></div> 38.2	<div><div></div></div> 32
No effect	<div><div></div></div> 12.5	<div><div></div></div> 8.2	<div><div></div></div> 9.2	<div><div></div></div> 0	<div><div></div></div> 8.2	<div><div></div></div> 3.8	<div><div></div></div> 11.9	<div><div></div></div> 9.7
Don't know	<div><div></div></div> 9.1	<div><div></div></div> 5	<div><div></div></div> 4.6	<div><div></div></div> 0	<div><div></div></div> 0	<div><div></div></div> 11.5	<div><div></div></div> 5.6	<div><div></div></div> 15.1

	LOCATION			PARTISANSHIP			2024 VOTE FOR PRESIDENT		
	Urban	Sub - urban	Rural	Democrat	Republican	Independent	Donald Trump	Kamala Harris	Other, don't remember, didn't vote
Net negative	<div><div></div></div> 51.4	<div><div></div></div> 50.8	<div><div></div></div> 37.8	<div><div></div></div> 83.3	<div><div></div></div> 5.2	<div><div></div></div> 61.1	<div><div></div></div> 7.6	<div><div></div></div> 85.6	<div><div></div></div> 58.7
Net positive	<div><div></div></div> 38.3	<div><div></div></div> 32.6	<div><div></div></div> 42.9	<div><div></div></div> 5.8	<div><div></div></div> 80.5	<div><div></div></div> 18.8	<div><div></div></div> 73.7	<div><div></div></div> 3.2	<div><div></div></div> 13.7
No effect	<div><div></div></div> 6.9	<div><div></div></div> 8.5	<div><div></div></div> 15.3	<div><div></div></div> 7	<div><div></div></div> 7.2	<div><div></div></div> 13.8	<div><div></div></div> 10.5	<div><div></div></div> 7.2	<div><div></div></div> 23.5
Don't know	<div><div></div></div> 3.3	<div><div></div></div> 8.2	<div><div></div></div> 4.1	<div><div></div></div> 3.9	<div><div></div></div> 7.1	<div><div></div></div> 6.2	<div><div></div></div> 8.3	<div><div></div></div> 4	<div><div></div></div> 4.1

In your opinion, how likely is it that the Trump administration and Iran will reach a nuclear deal?



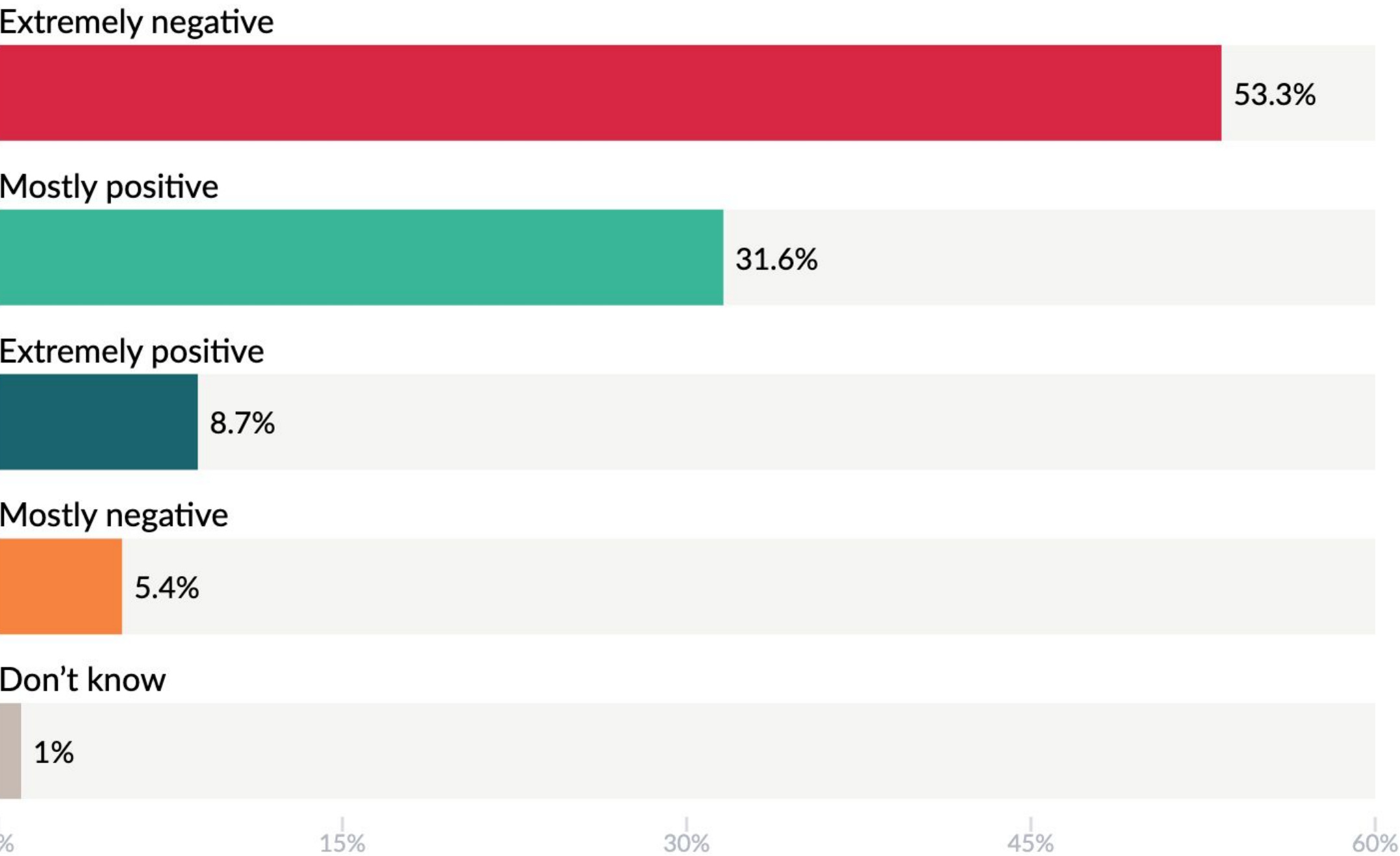
	GENDER			AGE				EDUCATION	
	Man	Woman	Other / prefer not to identify	18 - 29	30 - 44	45 - 64	65+	College degree or higher	All other
Unlikely	<div></div> 38	<div></div> 38.8	<div></div> 16.8	<div></div> 50.5	<div></div> 36	<div></div> 29.3	<div></div> 43.1	<div></div> 36.9	<div></div> 39.4
Extremely unlikely	<div></div> 24.5	<div></div> 26.3	<div></div> 24.6	<div></div> 29.2	<div></div> 37.8	<div></div> 21.9	<div></div> 18.2	<div></div> 23.8	<div></div> 26.8
Likely	<div></div> 22.1	<div></div> 15.1	<div></div> 55.5	<div></div> 7.5	<div></div> 12.4	<div></div> 31	<div></div> 15.2	<div></div> 20.2	<div></div> 17.1
Extremely likely	<div></div> 5	<div></div> 11.7	<div></div> 0	<div></div> 0	<div></div> 6.7	<div></div> 9.8	<div></div> 13	<div></div> 10.5	<div></div> 7.1
Don't know	<div></div> 10.4	<div></div> 8.1	<div></div> 3	<div></div> 12.8	<div></div> 7.1	<div></div> 7.9	<div></div> 10.5	<div></div> 8.6	<div></div> 9.5

	INCOME			RACE				
	Below \$50k	\$50k - \$100k	Above \$100k	Asian	Black	Hispanic	White	Other
Unlikely	<div></div> 38.6	<div></div> 36	<div></div> 39.8	<div></div> 3.8	<div></div> 62.6	<div></div> 39	<div></div> 37.3	<div></div> 32.4
Extremely unlikely	<div></div> 32.8	<div></div> 25.9	<div></div> 20.5	<div></div> 53.9	<div></div> 24.2	<div></div> 21.2	<div></div> 24.6	<div></div> 30.3
Likely	<div></div> 12.1	<div></div> 16.7	<div></div> 24.1	<div></div> 42.4	<div></div> 8.2	<div></div> 15.6	<div></div> 19.4	<div></div> 15.8
Extremely likely	<div></div> 5.9	<div></div> 12.9	<div></div> 6.9	<div></div> 0	<div></div> 0	<div></div> 16.6	<div></div> 8.8	<div></div> 1.4
Don't know	<div></div> 10.6	<div></div> 8.5	<div></div> 8.7	<div></div> 0	<div></div> 5	<div></div> 7.6	<div></div> 9.9	<div></div> 20.1

	LOCATION			PARTISANSHIP			2024 VOTE FOR PRESIDENT		
	Urban	Sub - urban	Rural	Democrat	Republican	Independent	Donald Trump	Kamala Harris	Other, don't remember, didn't vote
Unlikely	<div></div> 34.5	<div></div> 41	<div></div> 36	<div></div> 58.9	<div></div> 20.5	<div></div> 39.9	<div></div> 21.4	<div></div> 52.4	<div></div> 52.4
Extremely unlikely	<div></div> 29.6	<div></div> 25.3	<div></div> 21.7	<div></div> 36.3	<div></div> 8.3	<div></div> 32.8	<div></div> 9.3	<div></div> 40.4	<div></div> 31.4
Likely	<div></div> 16.4	<div></div> 15.8	<div></div> 26.7	<div></div> 0.8	<div></div> 37.6	<div></div> 14	<div></div> 38.6	<div></div> 0.8	<div></div> 6.5
Extremely likely	<div></div> 6.3	<div></div> 8.7	<div></div> 10.9	<div></div> 0	<div></div> 24	<div></div> 1.3	<div></div> 18.2	<div></div> 0.2	<div></div> 1.9
Don't know	<div></div> 13	<div></div> 9.2	<div></div> 4.7	<div></div> 3.9	<div></div> 9.7	<div></div> 12	<div></div> 12.4	<div></div> 6.2	<div></div> 7.8

2.5. Other topics: “The Big, Beautiful Bill” and immigration

What is your overall impression of the budget and tax bill proposed by the Trump administration?
[among those who said they were closely following congressional discussions around the bill]

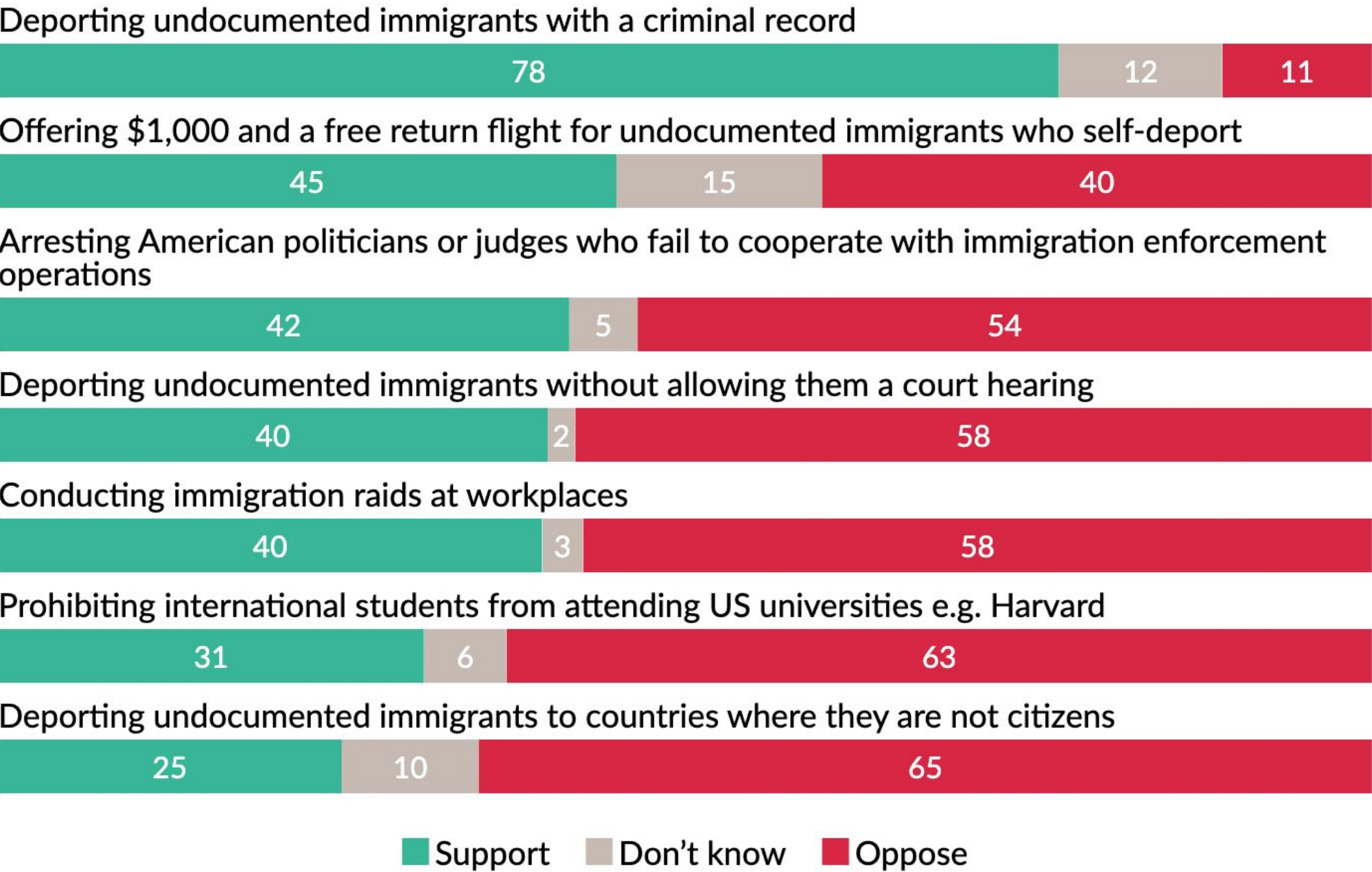


	GENDER			AGE				EDUCATION	
	Man	Woman	Other / prefer not to identify	18 - 29	30 - 44	45 - 64	65+	College degree or higher	All other
Extremely negative	<div><div></div></div> 44.2	<div><div></div></div> 60	<div><div></div></div> 37.3	<div><div></div></div> 66.2	<div><div></div></div> 63.8	<div><div></div></div> 45	<div><div></div></div> 48.2	<div><div></div></div> 54.1	<div><div></div></div> 52.6
Mostly positive	<div><div></div></div> 36.5	<div><div></div></div> 28.5	<div><div></div></div> 0	<div><div></div></div> 22.2	<div><div></div></div> 20.5	<div><div></div></div> 35.4	<div><div></div></div> 41.1	<div><div></div></div> 28.3	<div><div></div></div> 34.3
Extremely positive	<div><div></div></div> 9.1	<div><div></div></div> 8.5	<div><div></div></div> 0	<div><div></div></div> 0.9	<div><div></div></div> 6.8	<div><div></div></div> 13.4	<div><div></div></div> 7.9	<div><div></div></div> 12.1	<div><div></div></div> 5.8
Mostly negative	<div><div></div></div> 8.7	<div><div></div></div> 2.3	<div><div></div></div> 62.7	<div><div></div></div> 5.1	<div><div></div></div> 7.6	<div><div></div></div> 6.1	<div><div></div></div> 2.8	<div><div></div></div> 4.6	<div><div></div></div> 6.2
Don't know	<div><div></div></div> 1.5	<div><div></div></div> 0.6	<div><div></div></div> 0	<div><div></div></div> 5.6	<div><div></div></div> 1.3	<div><div></div></div> 0.1	<div><div></div></div> 0	<div><div></div></div> 0.9	<div><div></div></div> 1.1

	INCOME			RACE				
	Below \$50k	\$50k - \$100k	Above \$100k	Asian	Black	Hispanic	White	Other
Extremely negative	<div><div></div></div> 58.8	<div><div></div></div> 48.8	<div><div></div></div> 53.6	<div><div></div></div> 31.2	<div><div></div></div> 87.3	<div><div></div></div> 55.7	<div><div></div></div> 51.7	<div><div></div></div> 41.9
Mostly positive	<div><div></div></div> 27.9	<div><div></div></div> 33.2	<div><div></div></div> 32.5	<div><div></div></div> 68.8	<div><div></div></div> 0	<div><div></div></div> 31.8	<div><div></div></div> 31	<div><div></div></div> 45.6
Extremely positive	<div><div></div></div> 9.9	<div><div></div></div> 9.6	<div><div></div></div> 7.3	<div><div></div></div> 0	<div><div></div></div> 0	<div><div></div></div> 10.4	<div><div></div></div> 9.6	<div><div></div></div> 5.4
Mostly negative	<div><div></div></div> 3.3	<div><div></div></div> 8.2	<div><div></div></div> 4.6	<div><div></div></div> 0	<div><div></div></div> 12.7	<div><div></div></div> 1.8	<div><div></div></div> 6.3	<div><div></div></div> 7
Don't know	<div><div></div></div> 0	<div><div></div></div> 0.3	<div><div></div></div> 2.1	<div><div></div></div> 0	<div><div></div></div> 0	<div><div></div></div> 0.4	<div><div></div></div> 1.3	<div><div></div></div> 0

	LOCATION			PARTISANSHIP			2024 VOTE FOR PRESIDENT		
	Urban	Sub - urban	Rural	Democrat	Republican	Independent	Donald Trump	Kamala Harris	Other, don't remember, didn't vote
Extremely negative	<div><div></div></div> 54.5	<div><div></div></div> 57.1	<div><div></div></div> 42.2	<div><div></div></div> 96.5	<div><div></div></div> 3.2	<div><div></div></div> 65	<div><div></div></div> 4.1	<div><div></div></div> 95.5	<div><div></div></div> 70.6
Mostly positive	<div><div></div></div> 32.7	<div><div></div></div> 29.7	<div><div></div></div> 35.5	<div><div></div></div> 0	<div><div></div></div> 68.8	<div><div></div></div> 22.6	<div><div></div></div> 68.7	<div><div></div></div> 0	<div><div></div></div> 17.2
Extremely positive	<div><div></div></div> 5.7	<div><div></div></div> 6.2	<div><div></div></div> 17.4	<div><div></div></div> 0	<div><div></div></div> 21.6	<div><div></div></div> 3.8	<div><div></div></div> 19	<div><div></div></div> 0.1	<div><div></div></div> 2.4
Mostly negative	<div><div></div></div> 7.1	<div><div></div></div> 5.8	<div><div></div></div> 3.2	<div><div></div></div> 3.3	<div><div></div></div> 3.9	<div><div></div></div> 8.5	<div><div></div></div> 6.1	<div><div></div></div> 4.4	<div><div></div></div> 9.8
Don't know	<div><div></div></div> 0	<div><div></div></div> 1.3	<div><div></div></div> 1.7	<div><div></div></div> 0.1	<div><div></div></div> 2.6	<div><div></div></div> 0.2	<div><div></div></div> 2.2	<div><div></div></div> 0.1	<div><div></div></div> 0

Do you support or oppose each of the following immigration policies:

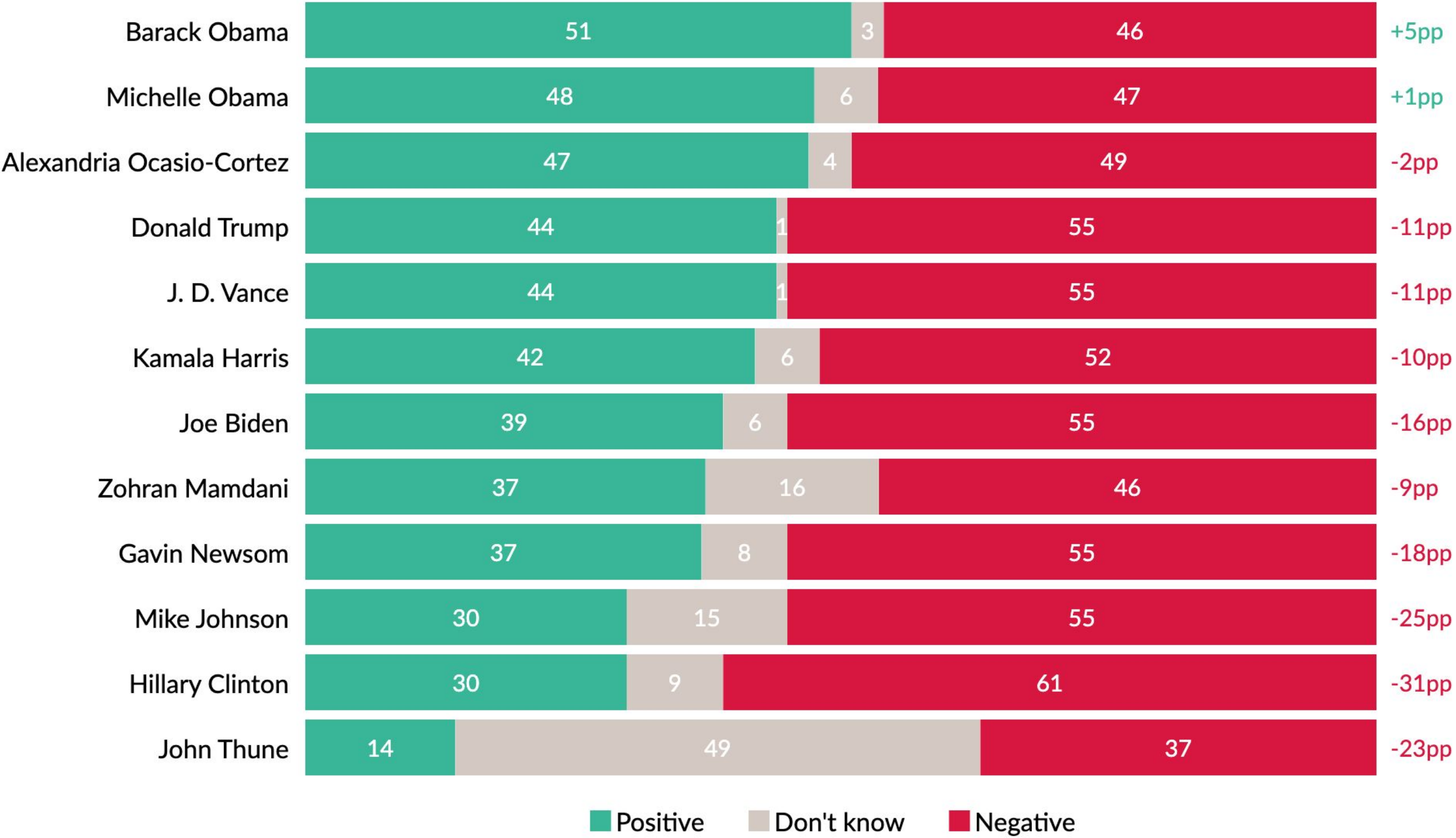


	GENDER			AGE				EDUCATION		INCOME			LOCATION		
	Man	Woman	Other / prefer not to identify	18 - 29	30 - 44	45 - 64	65+	College degree or higher	All other	Below \$50k	\$50k - \$100k	Above \$100k	Urban	Sub - urban	Rural
Deporting undocumented immigrants with a criminal record															
Support	83	72.9	28.8	71.4	60.8	83.4	86.8	71.9	82.8	72.1	75.8	81.5	80.5	75.4	80.9
Don't know	7.8	15.7	44.6	9.5	16.6	12.8	8.6	14.4	9.7	12.7	13.6	10.6	9.3	13.7	9.9
Oppose	9.1	11.4	26.5	19.1	22.6	3.8	4.5	13.7	7.5	15.2	10.6	7.9	10.2	10.9	9.2
Offering \$1,000 and a free return flight for undocumented immigrants who self-deport															
Support	46.8	43.8	7.2	51.8	34.4	47.5	48.1	36.4	53.8	49.6	42.6	44.1	44.7	44.8	49.1
Don't know	12.9	16.8	12.8	18	20.6	10.8	12.6	20.5	9.4	14.7	16	14.1	16.2	15	10.9
Oppose	40.3	39.4	80	30.1	45.1	41.7	39.3	43.1	36.8	35.6	41.4	41.8	39.1	40.3	40
Arresting American politicians or judges who fail to cooperate with immigration enforcement operations															
Support	47.4	36.8	2.4	33.8	25.2	49.6	49.5	34.5	48.6	34.3	44.4	43.7	39.9	39.4	52.4
Don't know	2.6	6.8	0.8	3.8	9.2	4.1	2.7	5.8	4	8.2	4.2	3.2	1.8	7.5	0.4
Oppose	50	56.4	96.8	62.4	65.7	46.3	47.8	59.7	47.4	57.5	51.4	53.1	58.3	53.2	47.2
Deporting undocumented immigrants without allowing them a court hearing															
Support	46	34.7	0	24.2	26.3	43.5	53.9	33.3	46.4	33.8	46	38.5	32.6	37.7	56.1
Don't know	2.3	1.3	2.4	7.3	0.1	2.2	0	2.2	1.4	0.5	1.2	3	3.5	1.7	0.1
Oppose	51.7	63.9	97.6	68.5	73.7	54.3	46.1	64.5	52.2	65.7	52.8	58.5	63.8	60.5	43.8
Conducting immigration raids at workplaces															
Support	50.2	30.8	0	37.1	26.2	41	50.5	33.9	45.2	34.2	41	41.4	35.6	37	53.8
Don't know	2.4	3.3	0	1.1	0.3	5.9	1.9	2.6	3.2	0.3	5.3	2.5	0.8	3.8	2.6
Oppose	47.4	65.8	100	61.7	73.5	53.1	47.5	63.6	51.6	65.4	53.6	56.1	63.6	59.3	43.6
Prohibiting international students from attending US universities e.g. Harvard															
Support	31	30.9	0	25.7	18.3	30.5	45.6	24.3	37.5	31.4	33.9	28.6	33.6	24.6	47.6
Don't know	10.4	2.8	0	4.9	1.6	9.8	6.2	2.6	9.5	1.2	7.1	8.2	5.5	6.3	6.3
Oppose	58.6	66.4	100	69.3	80.1	59.7	48.1	73.1	52.9	67.4	59	63.2	60.9	69.1	46.1
Deporting undocumented immigrants to countries where they are not citizens															
Support	28.1	23.2	0	17.3	15.2	26.9	36.7	22.7	28.4	22.5	28	25.3	25.3	21.3	38.8
Don't know	12.5	7.9	2.5	10.7	1.9	11.6	14	4.9	14.7	8.4	9.4	11.4	10.4	9.9	9.3
Oppose	59.3	68.9	97.5	72	82.9	61.5	49.3	72.3	56.9	69.1	62.6	63.2	64.3	68.8	51.9

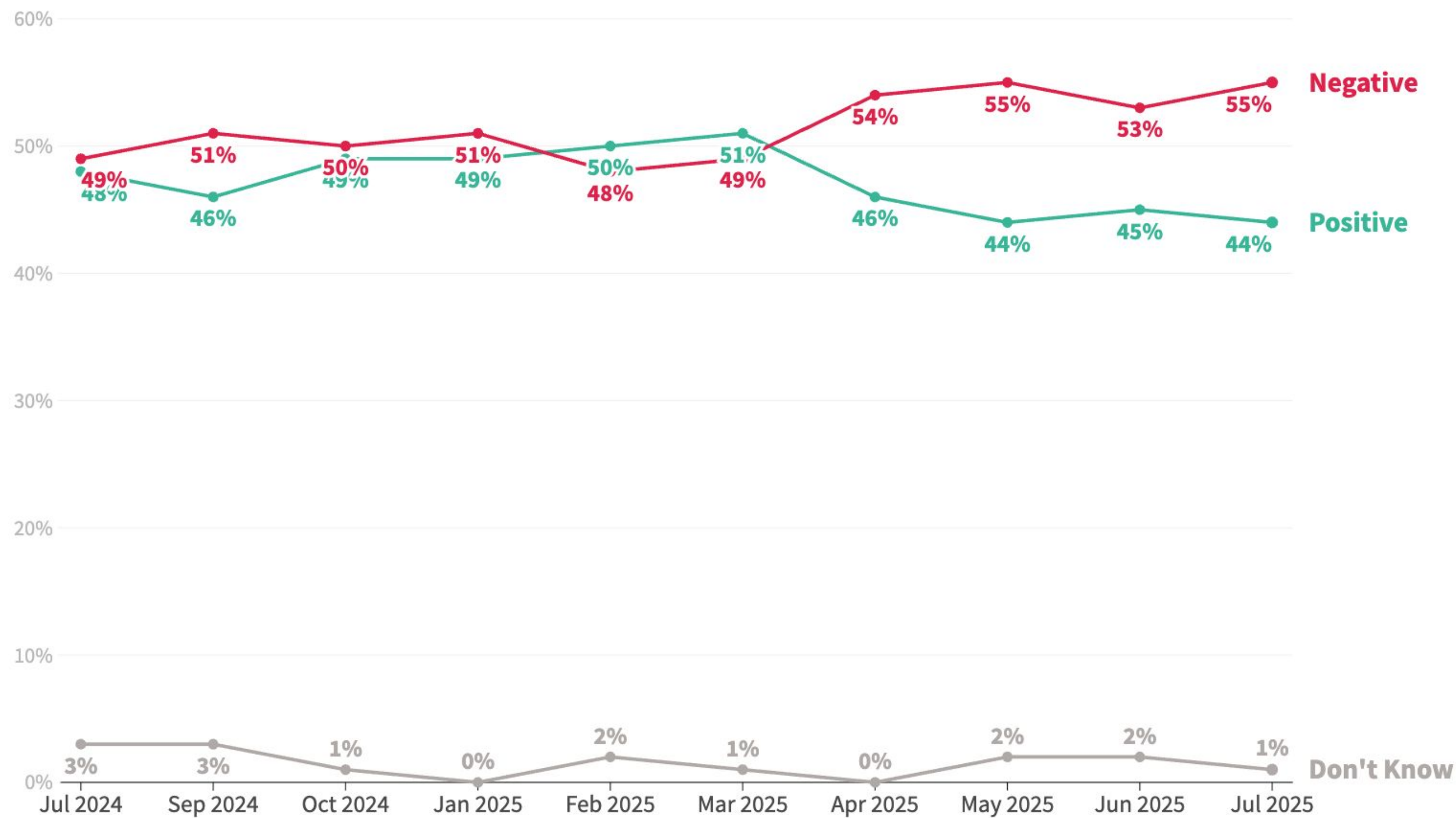
	RACE					PARTISANSHIP			2024 VOTE FOR PRESIDENT		
	Asian	Black	Hispanic	White	Other	Democrat	Republican	Independent	Donald Trump	Kamala Harris	Other, don't remember, didn't vote
Deporting undocumented immigrants with a criminal record											
Support	30.3	61.8	91.5	78.9	77.7	54.8	97	76.4	98.7	58.7	67.3
Don't know	19.6	23.6	6.1	10.4	16.6	31	1.3	8.6	0	22.6	18.2
Oppose	50.2	14.6	2.4	10.8	5.7	14.2	1.7	15	1.3	18.6	14.5
Offering \$1,000 and a free return flight for undocumented immigrants who self-deport											
Support	5.2	14.6	57.1	48.5	57.3	16.9	71.4	43.3	76.3	18.9	24.9
Don't know	21.9	30.8	6.8	13.6	8.4	23.1	6	16.1	5.8	22.6	17.9
Oppose	72.9	54.6	36.1	38	34.3	60	22.6	40.5	18	58.6	57.2
Arresting American politicians or judges who fail to cooperate with immigration enforcement operations											
Support	12.1	10.7	48.3	44.9	54.6	7.8	89.9	23.9	86.1	3.9	11.5
Don't know	0	14.6	1.8	4.1	3.7	1.4	0.4	10.8	5	5	2.9
Oppose	87.9	74.7	49.9	51	41.7	90.7	9.6	65.3	8.9	91.1	85.6
Deporting undocumented immigrants without allowing them a court hearing											
Support	12.1	0	52.3	44.4	37.7	1.8	87.7	25.6	84.5	0.2	18.9
Don't know	0	0	1.1	1.4	16.6	0.1	2.9	2.2	4	0.1	0
Oppose	87.9	100	46.6	54.1	45.6	98.2	9.4	72.2	11.5	99.7	81
Conducting immigration raids at workplaces											
Support	12.1	0	51.2	44.4	37.7	1.8	86.4	26.3	83.9	0.2	19.1
Don't know	0	0	0.9	4	0	0.5	2.4	4.9	5.2	0.7	2.4
Oppose	87.9	100	48	51.6	62.3	97.7	11.3	68.8	10.9	99.1	78.4
Prohibiting international students from attending US universities e.g. Harvard											
Support	12.1	0	38.7	34.4	37.2	2.9	71.5	16.2	66.3	1.4	5
Don't know	0	0	6.7	7.4	4.3	0.1	7.3	9.4	11.6	0.3	9
Oppose	87.9	100	54.5	58.3	58.5	97.1	21.2	74.5	22.1	98.4	86.1
Deporting undocumented immigrants to countries where they are not citizens											
Support	0	0	40.8	27.2	25	0.7	63.8	10.3	55.3	0	6.9
Don't know	0	0	7.4	11.6	24.5	0	9.2	17.6	19.2	0.6	11.3
Oppose	100	100	51.8	61.3	50.5	99.3	27.1	72.1	25.6	99.4	81.8

2.6. Image of political leaders

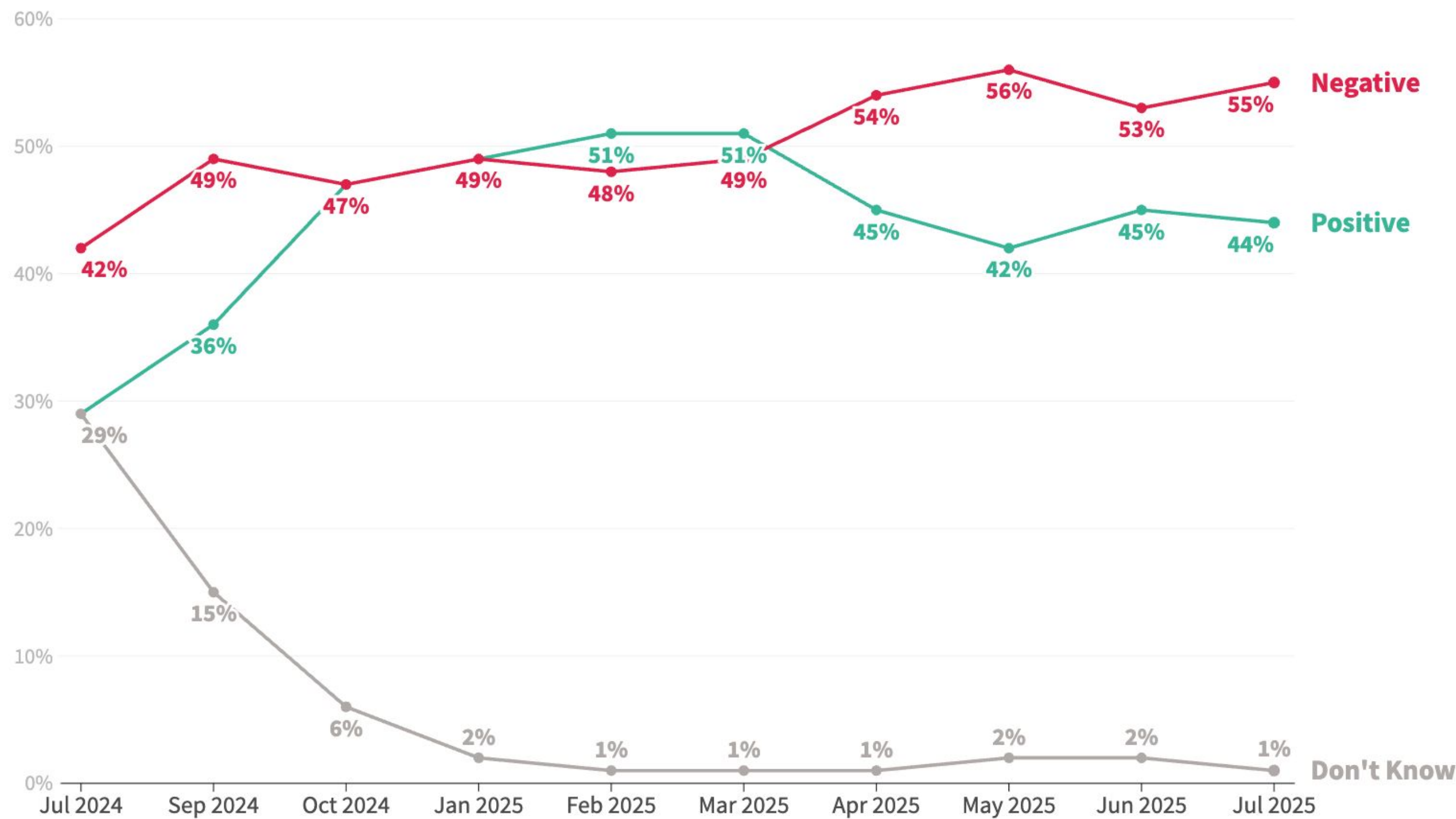
Do you have a positive or negative image of the following politicians?



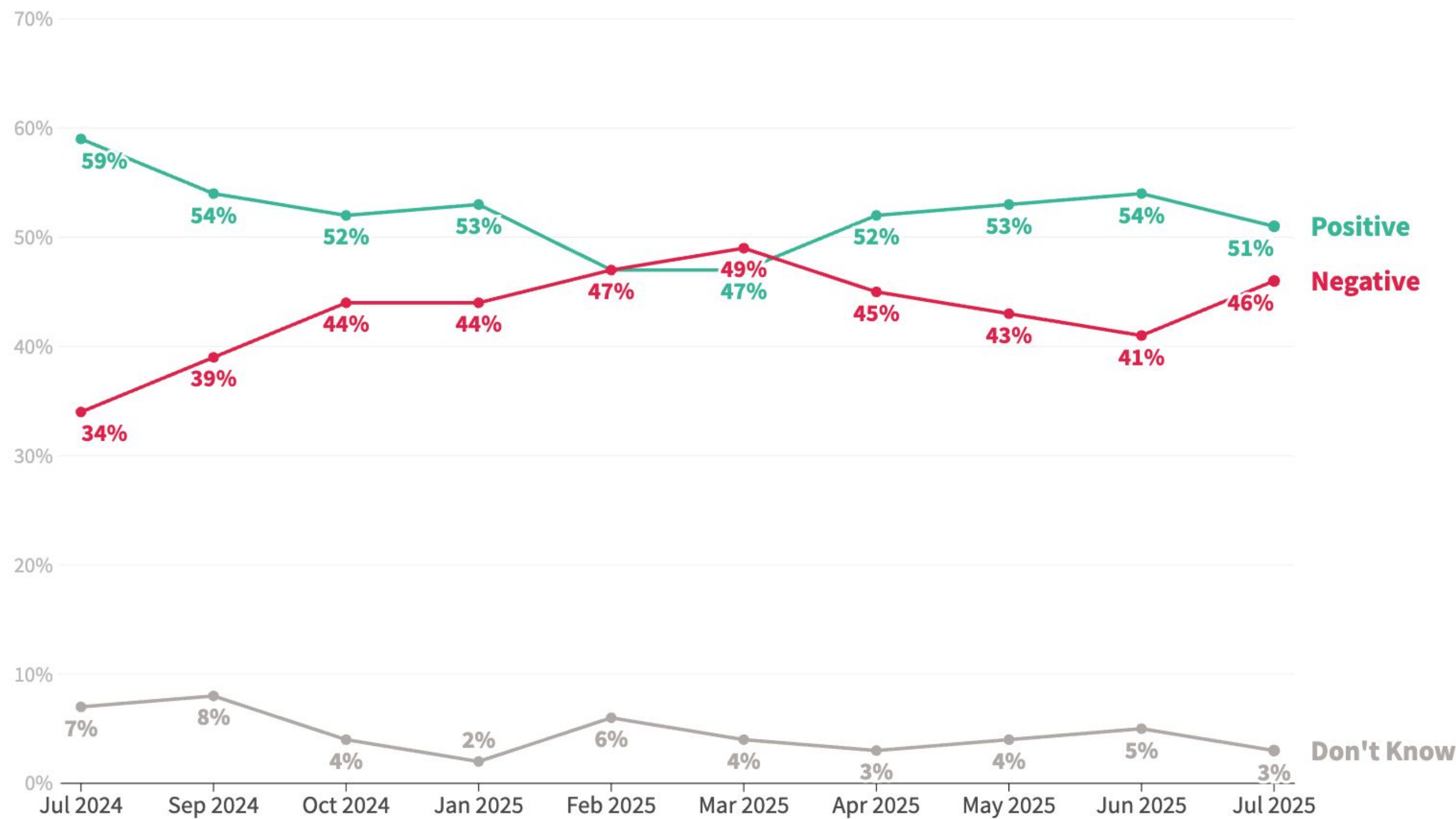
Do you have a positive or negative image of Donald Trump?



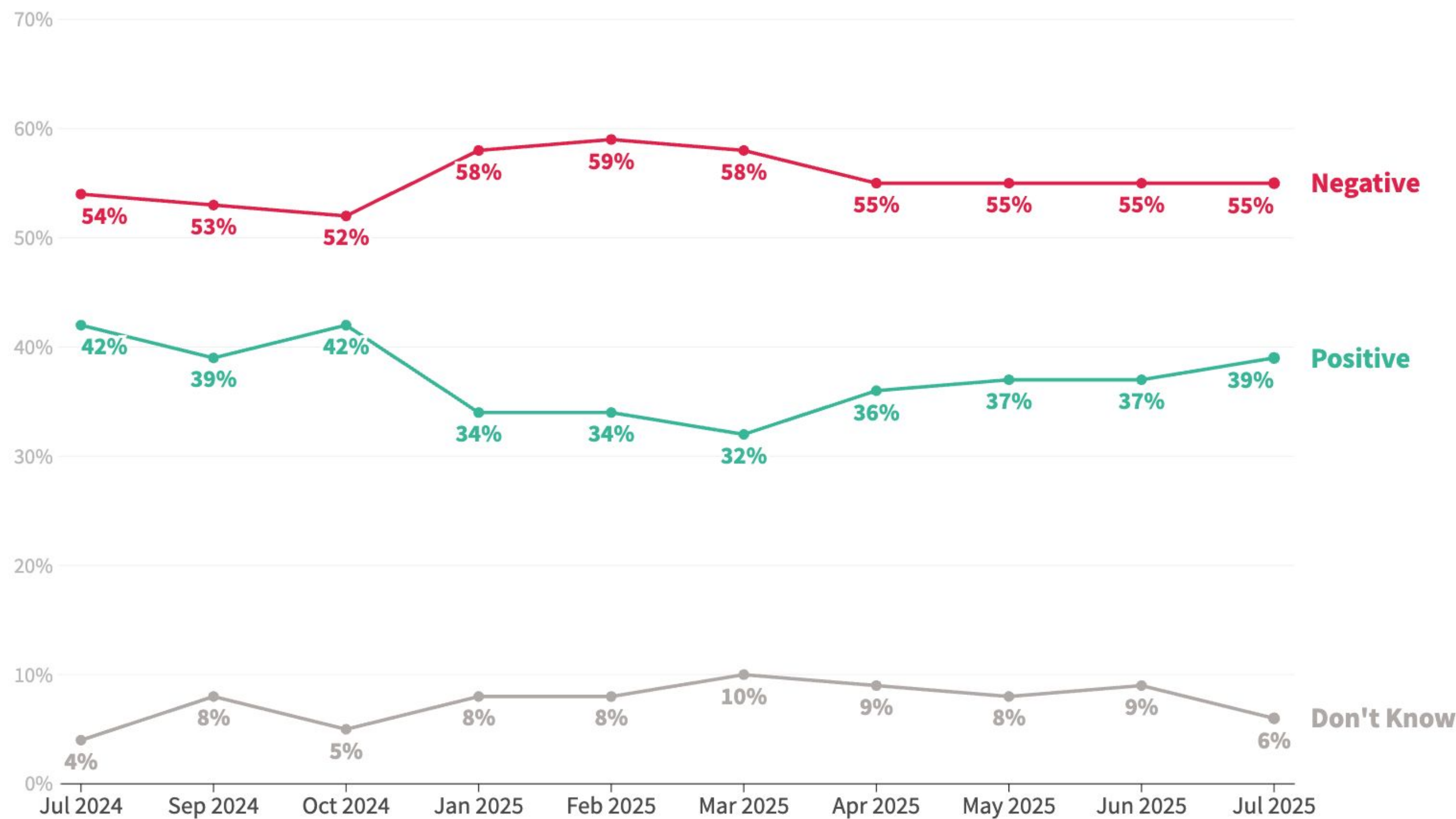
Do you have a positive or negative image of J. D. Vance?



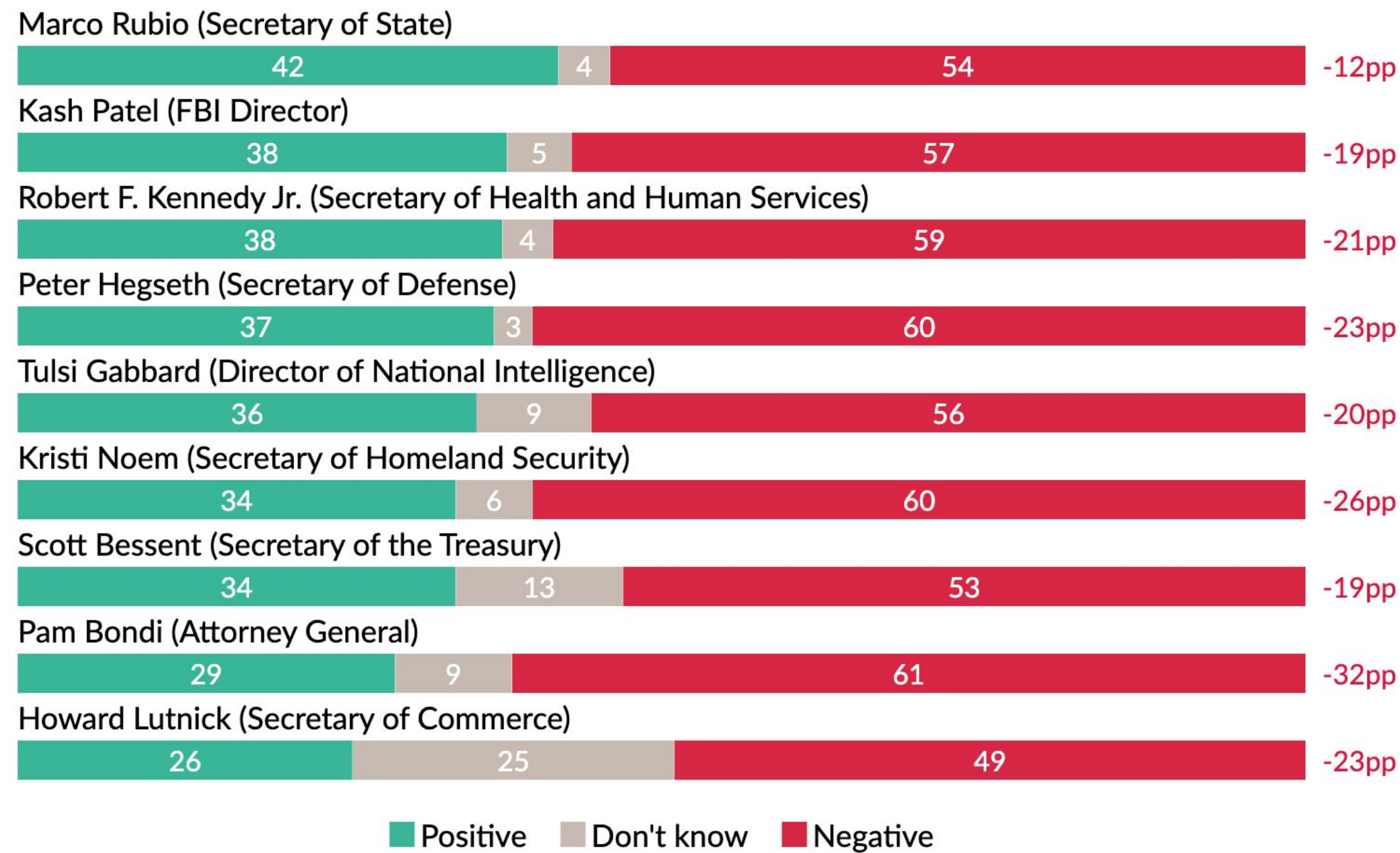
Do you have a positive or negative image of Barack Obama?



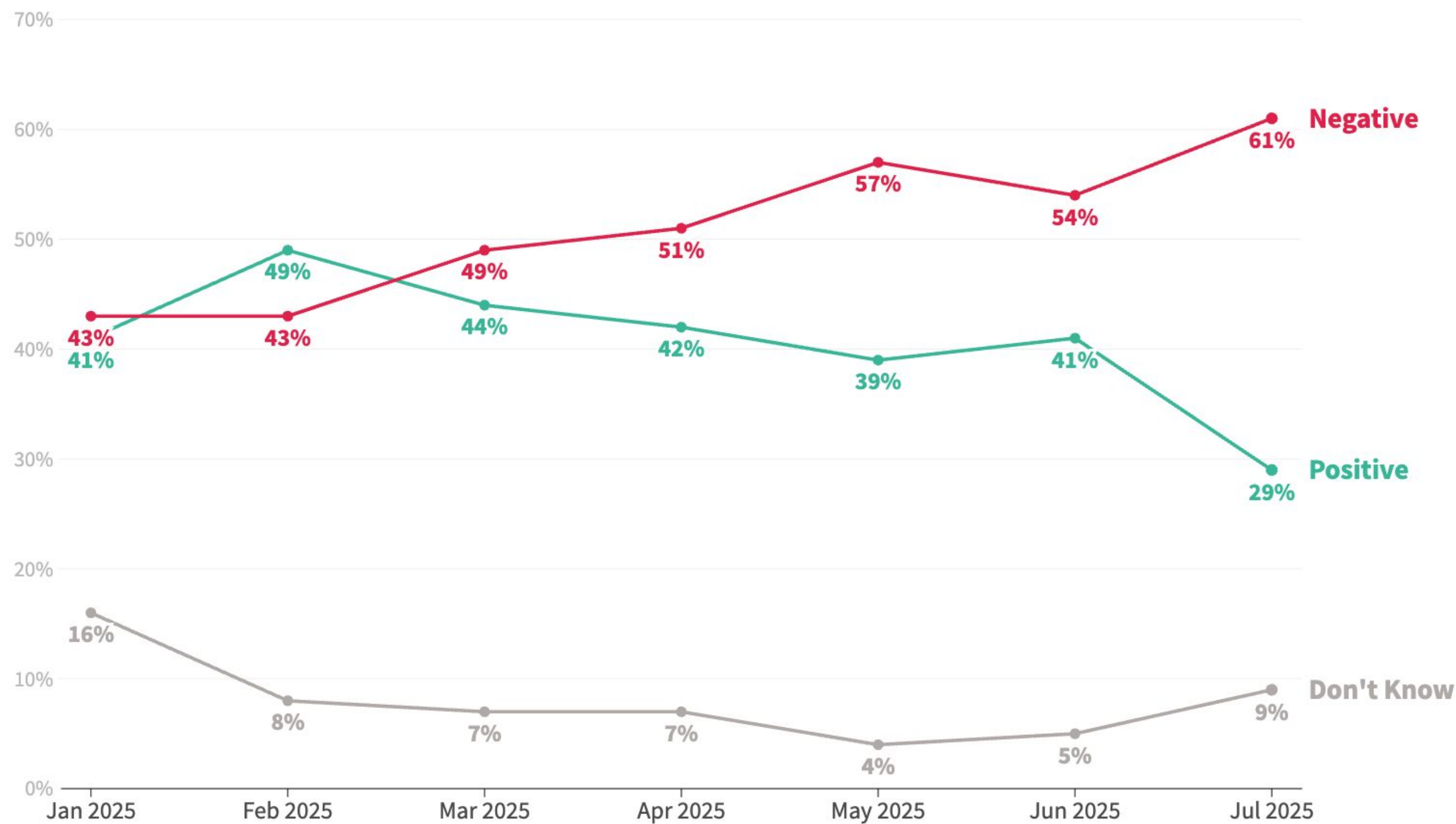
Do you have a positive or negative image of Joe Biden?



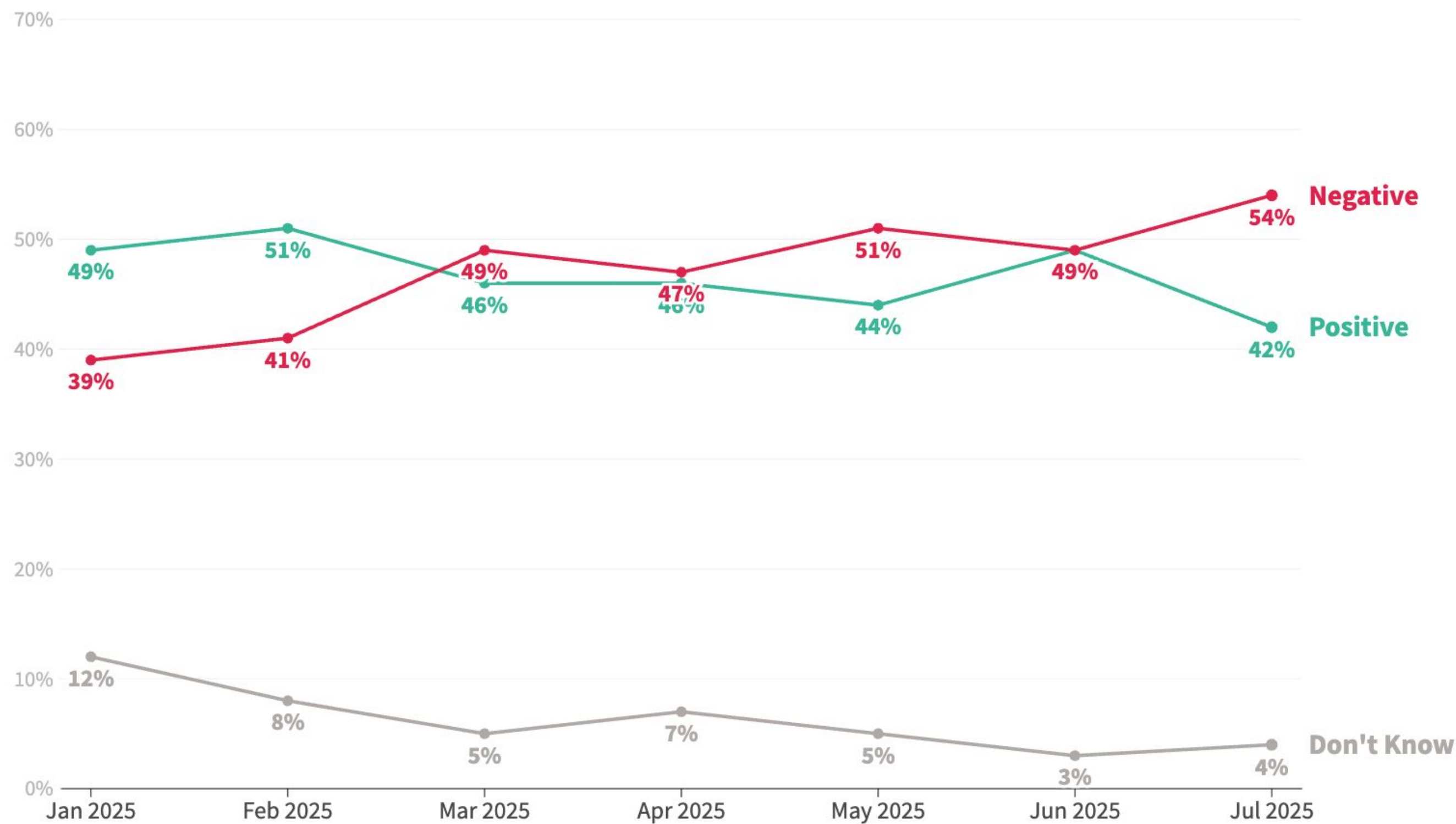
Do you have a positive or negative opinion of the following members of the Trump administration?



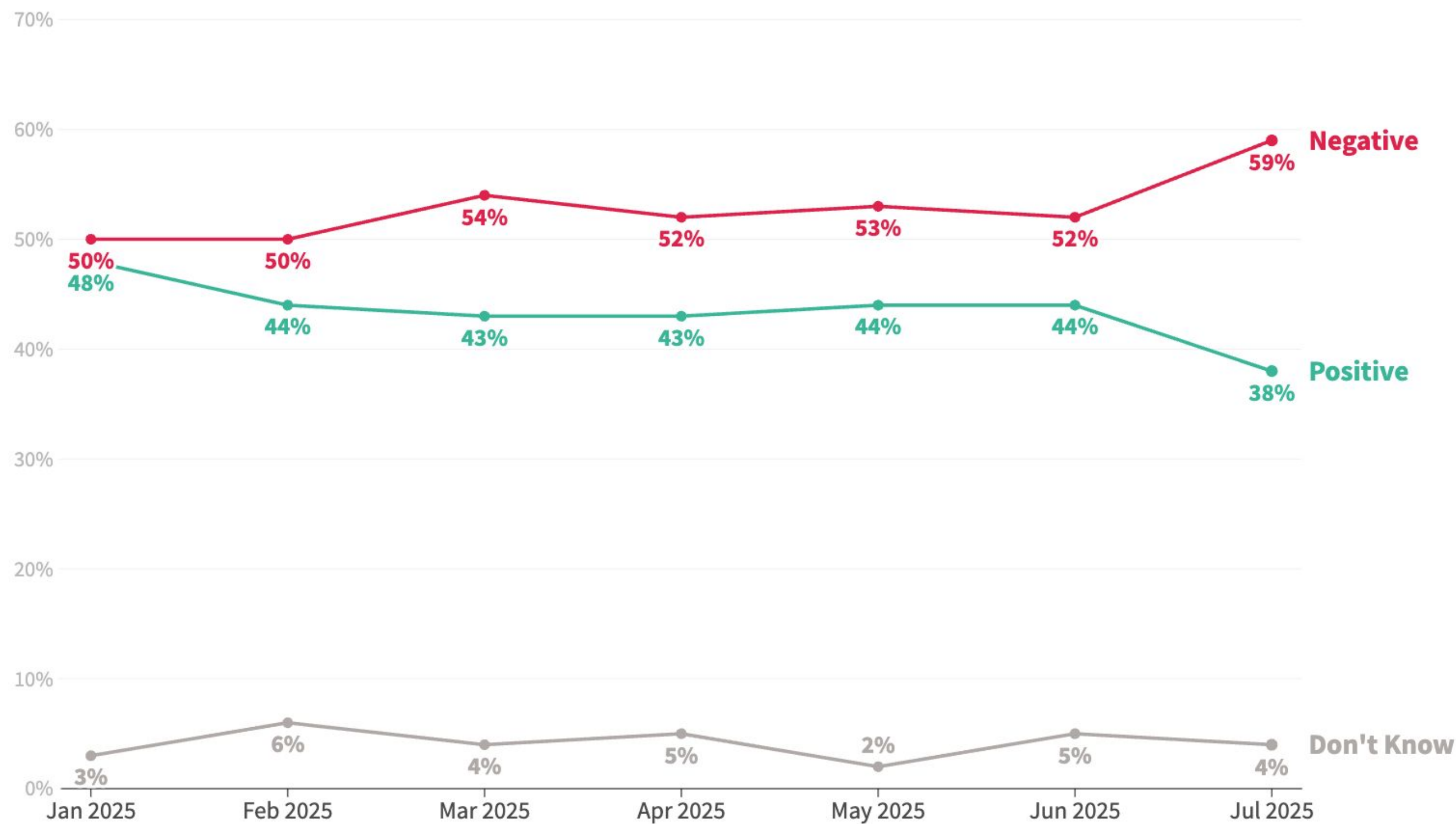
Do you have a positive or negative image of Pam Bondi?



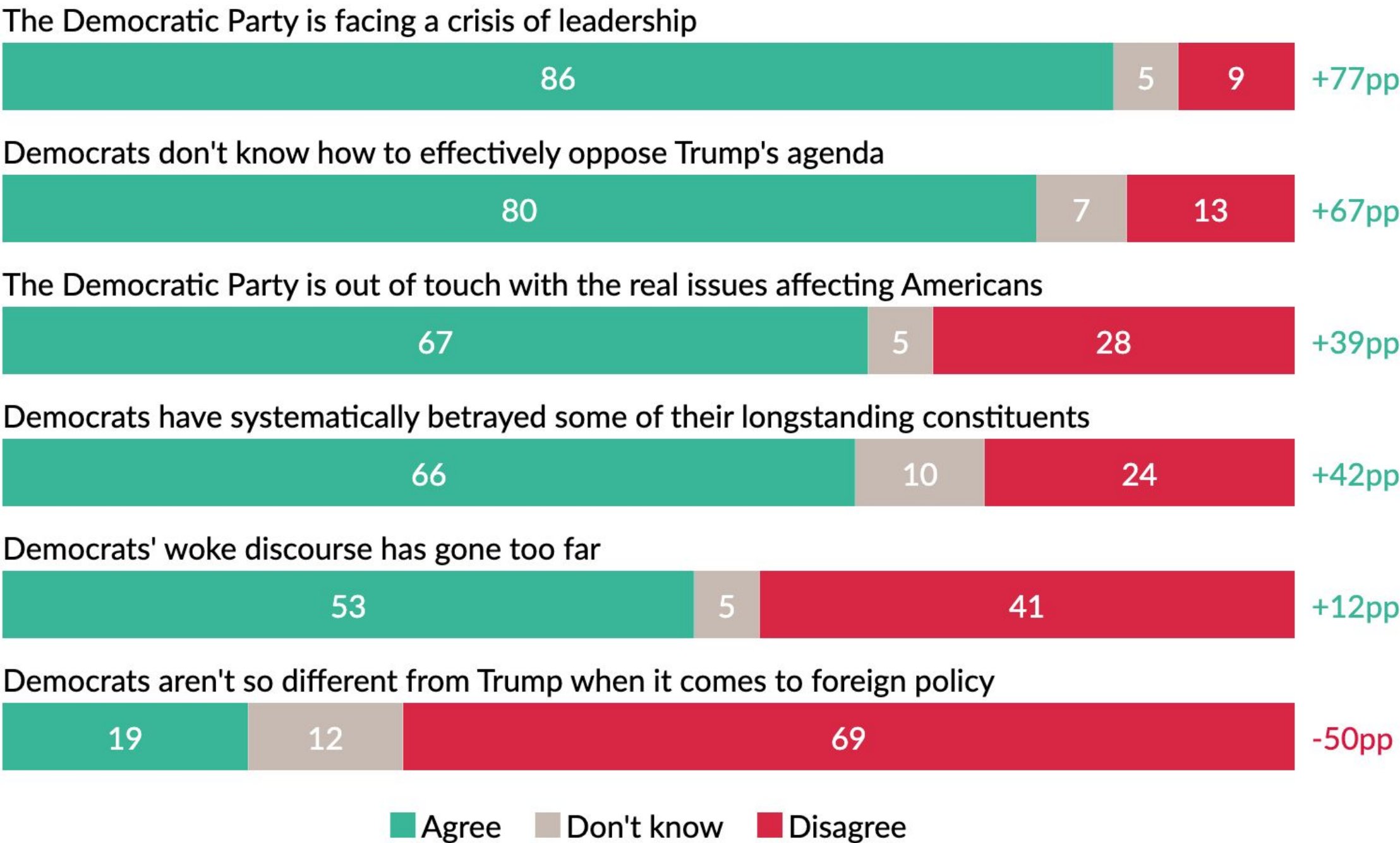
Do you have a positive or negative image of Marco Rubio?



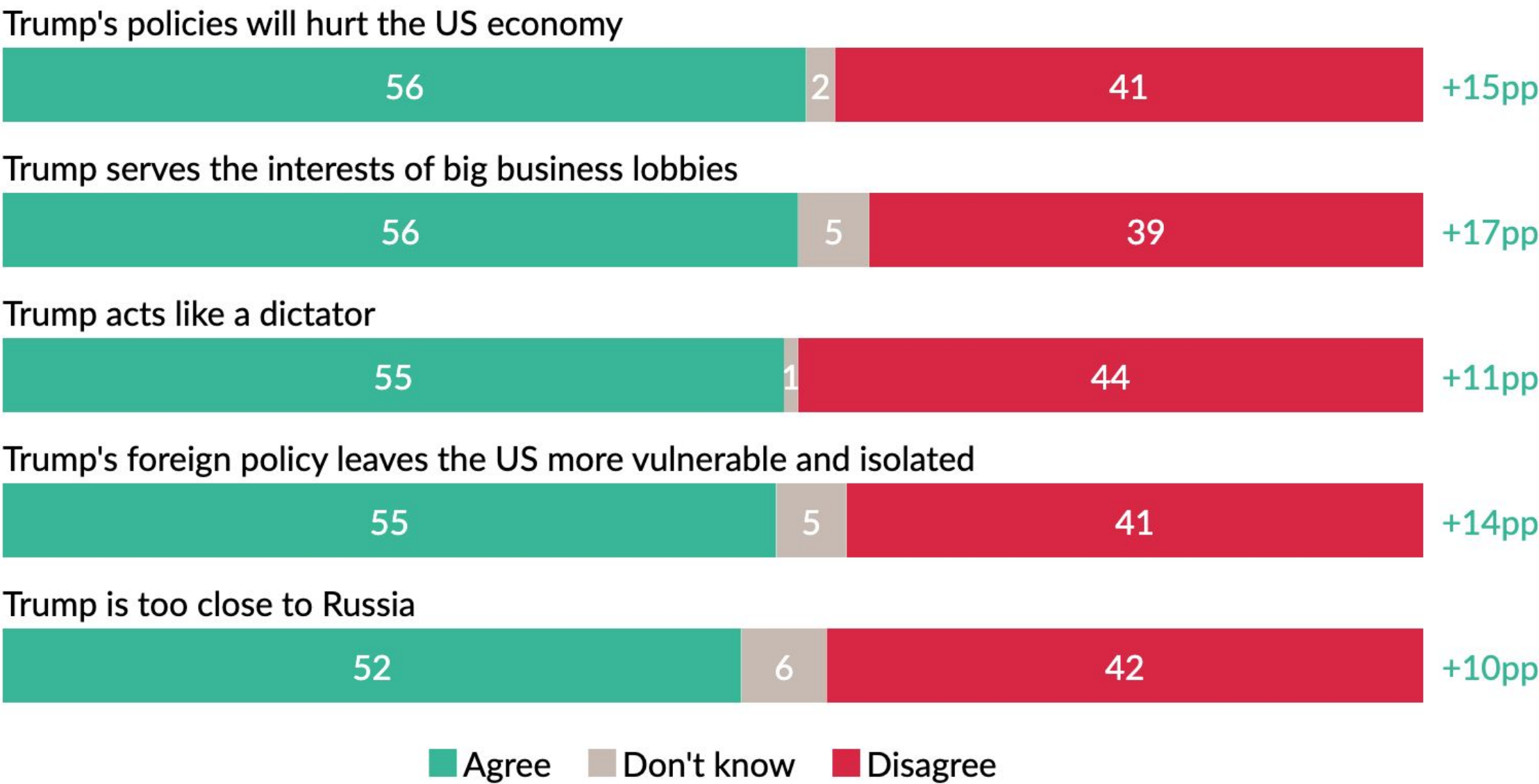
Do you have a positive or negative image of Robert F. Kennedy Jr.?



Do you agree or disagree with the following criticisms commonly directed against Democrats?



Do you agree or disagree with the following criticisms commonly directed against President Trump?

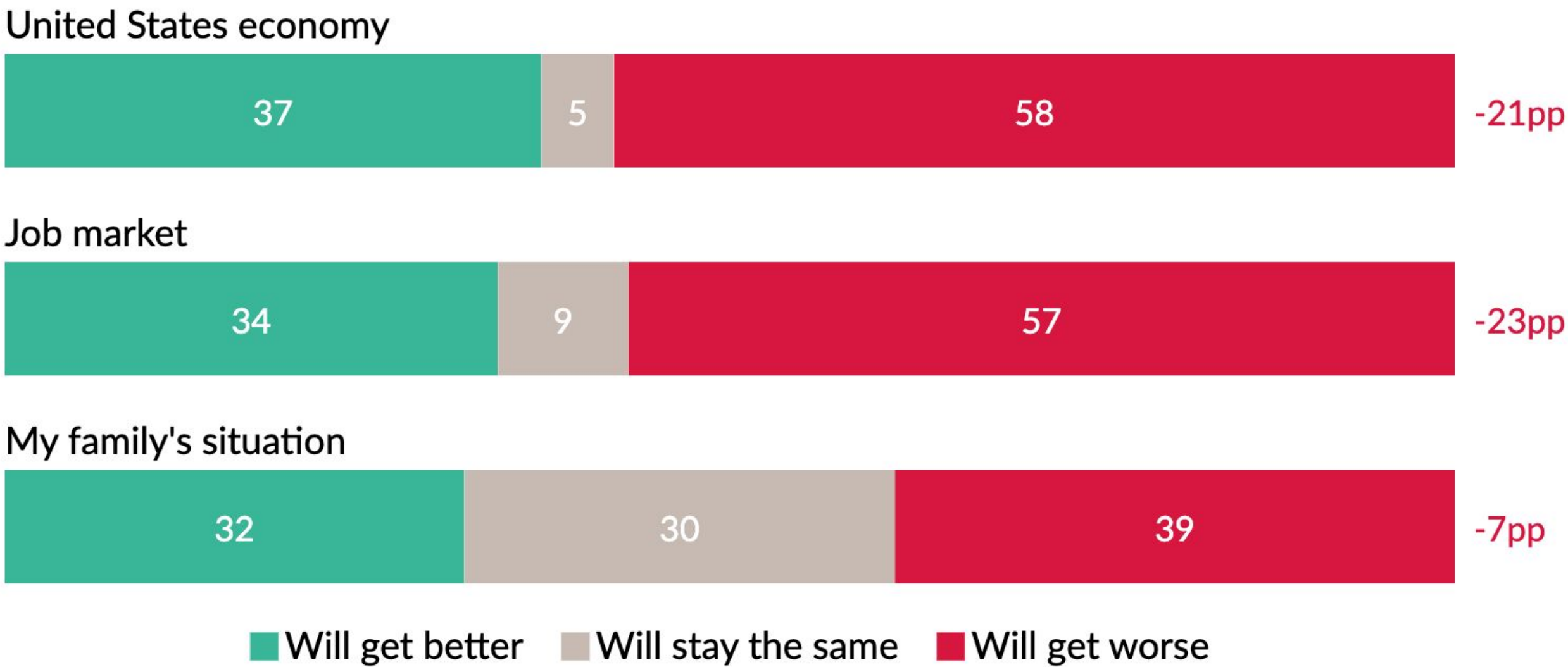


2.7. Economic situation & expectations

How do you evaluate the US economy and job market right now? And how do you evaluate your family's economic situation?

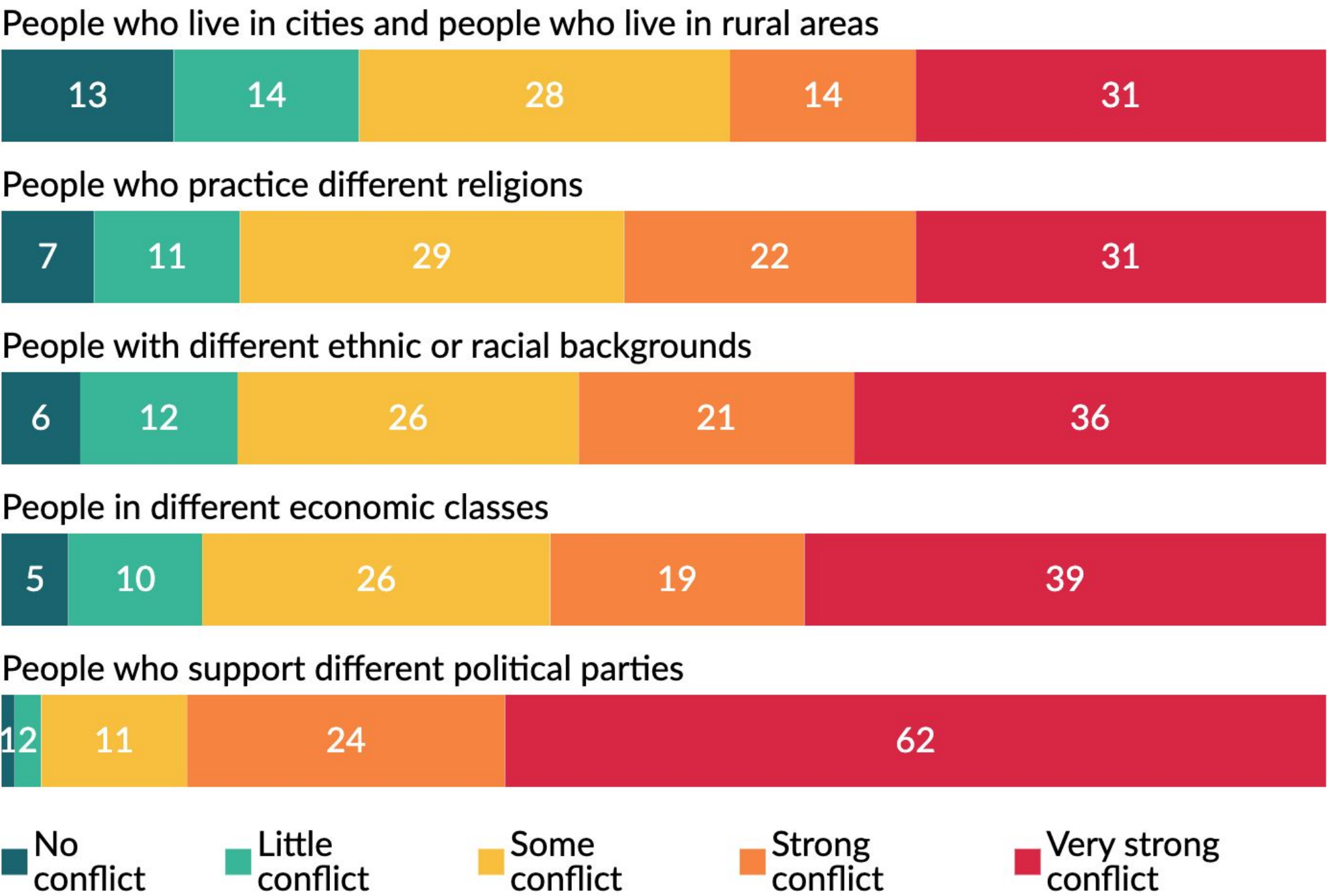


What is your expectation regarding the US economy and job market six months from now?
What is your expectation regarding your family's situation?

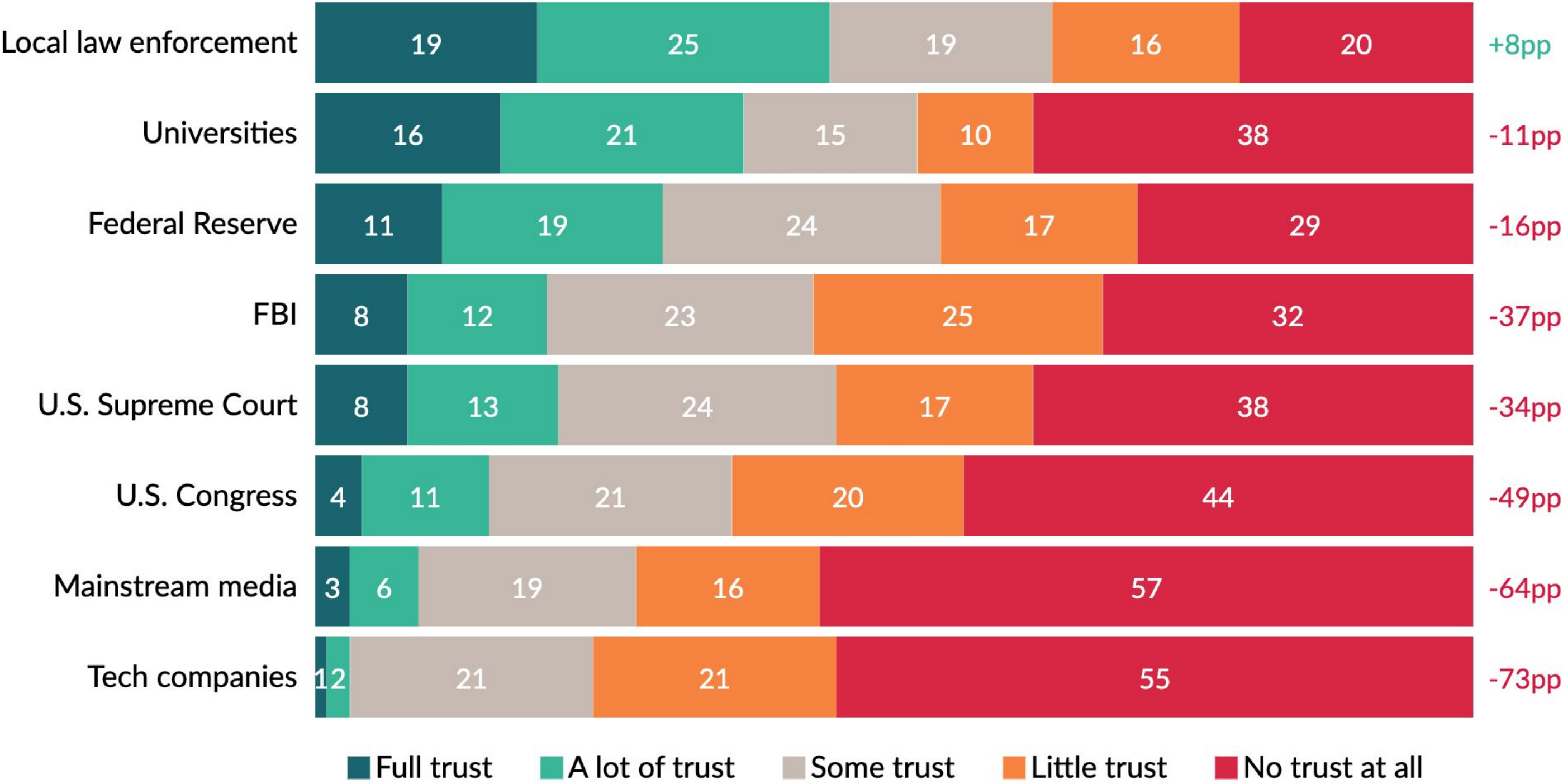


2.8. Social polarization and trust in institutions

Would you say there is significant polarization and social conflict in the United States between the following groups?



How much trust do you have in the following institutions?



In your opinion, are rulings by federal judges that block parts of President Trump's agenda motivated mainly by political bias or a genuine interest in applying the law?

Political bias



Genuine interest in applying the law



Don't know



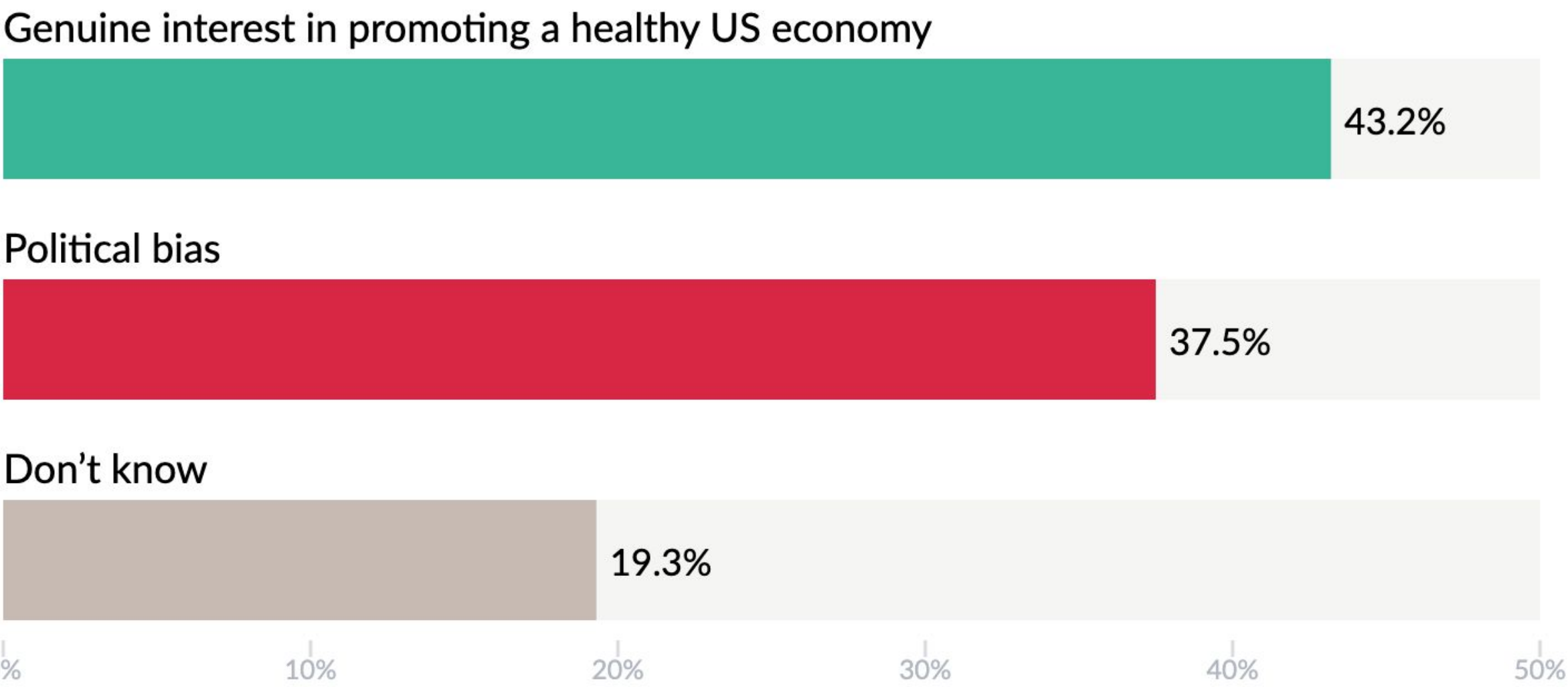
0% 15% 30% 45% 60%

	GENDER			AGE				EDUCATION	
	Man	Woman	Other / prefer not to identify	18 - 29	30 - 44	45 - 64	65+	College degree or higher	All other
Political bias	<div></div> 54.2	<div></div> 48.5	<div></div> 51.4	<div></div> 37.2	<div></div> 32.2	<div></div> 60.3	<div></div> 60.8	<div></div> 41.5	<div></div> 59.2
Genuine interest in applying the law	<div></div> 42.9	<div></div> 50.6	<div></div> 46	<div></div> 56.1	<div></div> 66.8	<div></div> 38.5	<div></div> 38.4	<div></div> 56.3	<div></div> 39.3
Don't know	<div></div> 2.8	<div></div> 1	<div></div> 2.6	<div></div> 6.7	<div></div> 1	<div></div> 1.3	<div></div> 0.8	<div></div> 2.2	<div></div> 1.6

	INCOME			RACE				
	Below \$50k	\$50k - \$100k	Above \$100k	Asian	Black	Hispanic	White	Other
Political bias	<div></div> 50	<div></div> 54.5	<div></div> 49.3	<div></div> 69.4	<div></div> 17.8	<div></div> 46.8	<div></div> 56.2	<div></div> 54.2
Genuine interest in applying the law	<div></div> 45.7	<div></div> 44.4	<div></div> 49.8	<div></div> 30.6	<div></div> 77	<div></div> 52.2	<div></div> 42.5	<div></div> 41.3
Don't know	<div></div> 4.3	<div></div> 1.1	<div></div> 0.9	<div></div> 0	<div></div> 5.2	<div></div> 0.9	<div></div> 1.3	<div></div> 4.5

	LOCATION			PARTISANSHIP			2024 VOTE FOR PRESIDENT		
	Urban	Sub - urban	Rural	Democrat	Republican	Independent	Donald Trump	Kamala Harris	Other, don't remember, didn't vote
Political bias	<div></div> 52.4	<div></div> 46.5	<div></div> 62.7	<div></div> 16	<div></div> 90.2	<div></div> 38.6	<div></div> 92.2	<div></div> 12.7	<div></div> 30
Genuine interest in applying the law	<div></div> 43.9	<div></div> 52.1	<div></div> 36.6	<div></div> 82.3	<div></div> 9.4	<div></div> 57.9	<div></div> 7.1	<div></div> 84.4	<div></div> 67
Don't know	<div></div> 3.6	<div></div> 1.4	<div></div> 0.7	<div></div> 1.7	<div></div> 0.4	<div></div> 3.5	<div></div> 0.7	<div></div> 2.8	<div></div> 3

In your opinion, what primarily motivates the Federal Reserve Chair Jerome Powell’s recent decisions to hold interest rates steady?

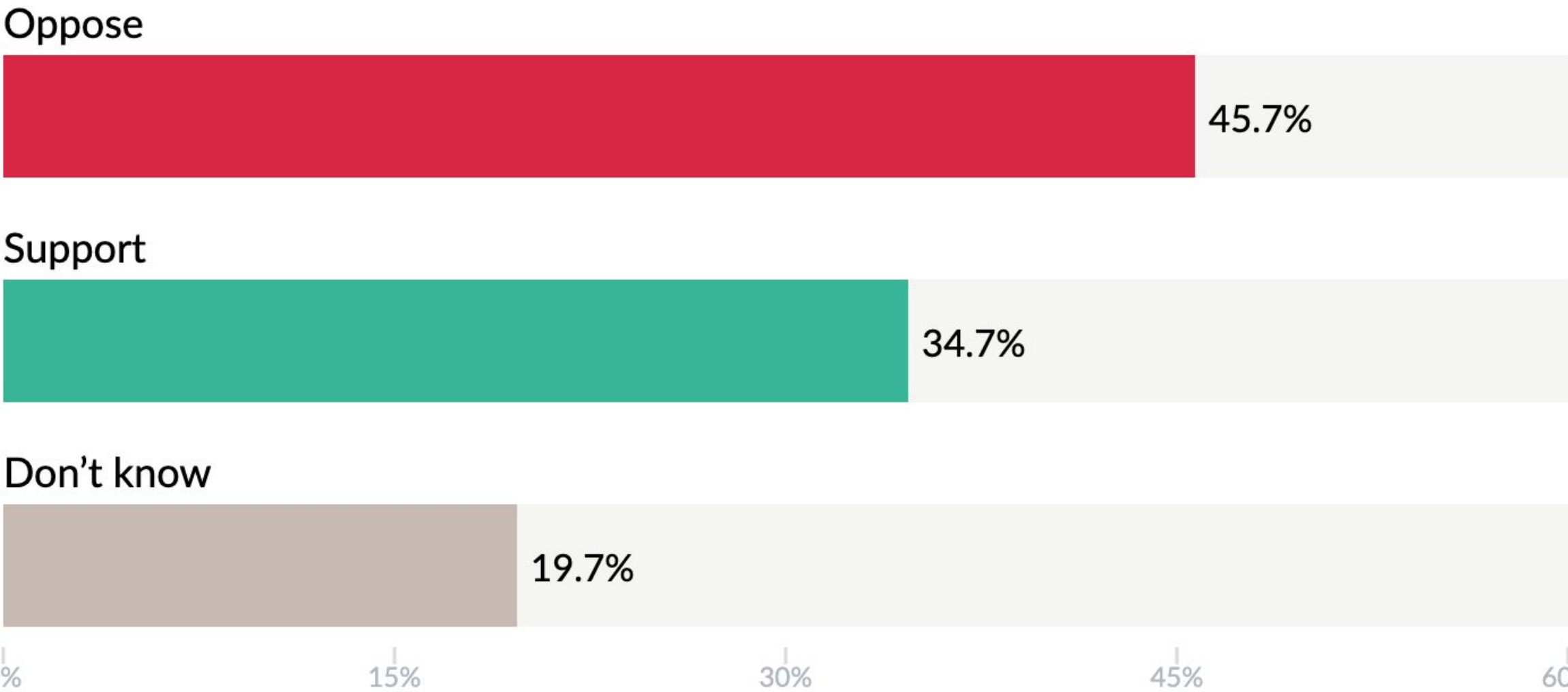


	GENDER			AGE				EDUCATION	
	Man	Woman	Other / prefer not to identify	18 - 29	30 - 44	45 - 64	65+	College degree or higher	All other
Genuine interest in promoting a healthy US economy	<div></div> 40.6	<div></div> 45.8	<div></div> 26.2	<div></div> 33.4	<div></div> 46.5	<div></div> 42.2	<div></div> 46.1	<div></div> 50.8	<div></div> 37.1
Political bias	<div></div> 39.9	<div></div> 35	<div></div> 61.1	<div></div> 16.4	<div></div> 30.2	<div></div> 45.7	<div></div> 44.7	<div></div> 30.3	<div></div> 43.1
Don't know	<div></div> 19.5	<div></div> 19.2	<div></div> 12.7	<div></div> 50.2	<div></div> 23.3	<div></div> 12.1	<div></div> 9.3	<div></div> 18.8	<div></div> 19.8

	INCOME			RACE				
	Below \$50k	\$50k - \$100k	Above \$100k	Asian	Black	Hispanic	White	Other
Genuine interest in promoting a healthy US economy	<div></div> 37.4	<div></div> 43.9	<div></div> 46.4	<div></div> 34.6	<div></div> 65	<div></div> 33.4	<div></div> 43.3	<div></div> 32.4
Political bias	<div></div> 34.6	<div></div> 36.5	<div></div> 40.2	<div></div> 40.8	<div></div> 8.2	<div></div> 42.8	<div></div> 39.2	<div></div> 48.7
Don't know	<div></div> 28	<div></div> 19.6	<div></div> 13.5	<div></div> 24.5	<div></div> 26.8	<div></div> 23.8	<div></div> 17.5	<div></div> 18.9

	LOCATION			PARTISANSHIP			2024 VOTE FOR PRESIDENT		
	Urban	Sub - urban	Rural	Democrat	Republican	Independent	Donald Trump	Kamala Harris	Other, don't remember, didn't vote
Genuine interest in promoting a healthy US economy	<div></div> 41.6	<div></div> 47.6	<div></div> 35.2	<div></div> 74.3	<div></div> 16	<div></div> 46	<div></div> 15.5	<div></div> 69.6	<div></div> 45.4
Political bias	<div></div> 34.5	<div></div> 32.7	<div></div> 51.4	<div></div> 10.1	<div></div> 69.4	<div></div> 29	<div></div> 67.2	<div></div> 10.4	<div></div> 27.2
Don't know	<div></div> 23.9	<div></div> 19.6	<div></div> 13.4	<div></div> 15.7	<div></div> 14.6	<div></div> 25.1	<div></div> 17.4	<div></div> 20	<div></div> 27.4

Would you support or oppose the Trump administration announcing its nominee for the next Federal Reserve Chair earlier than expected?



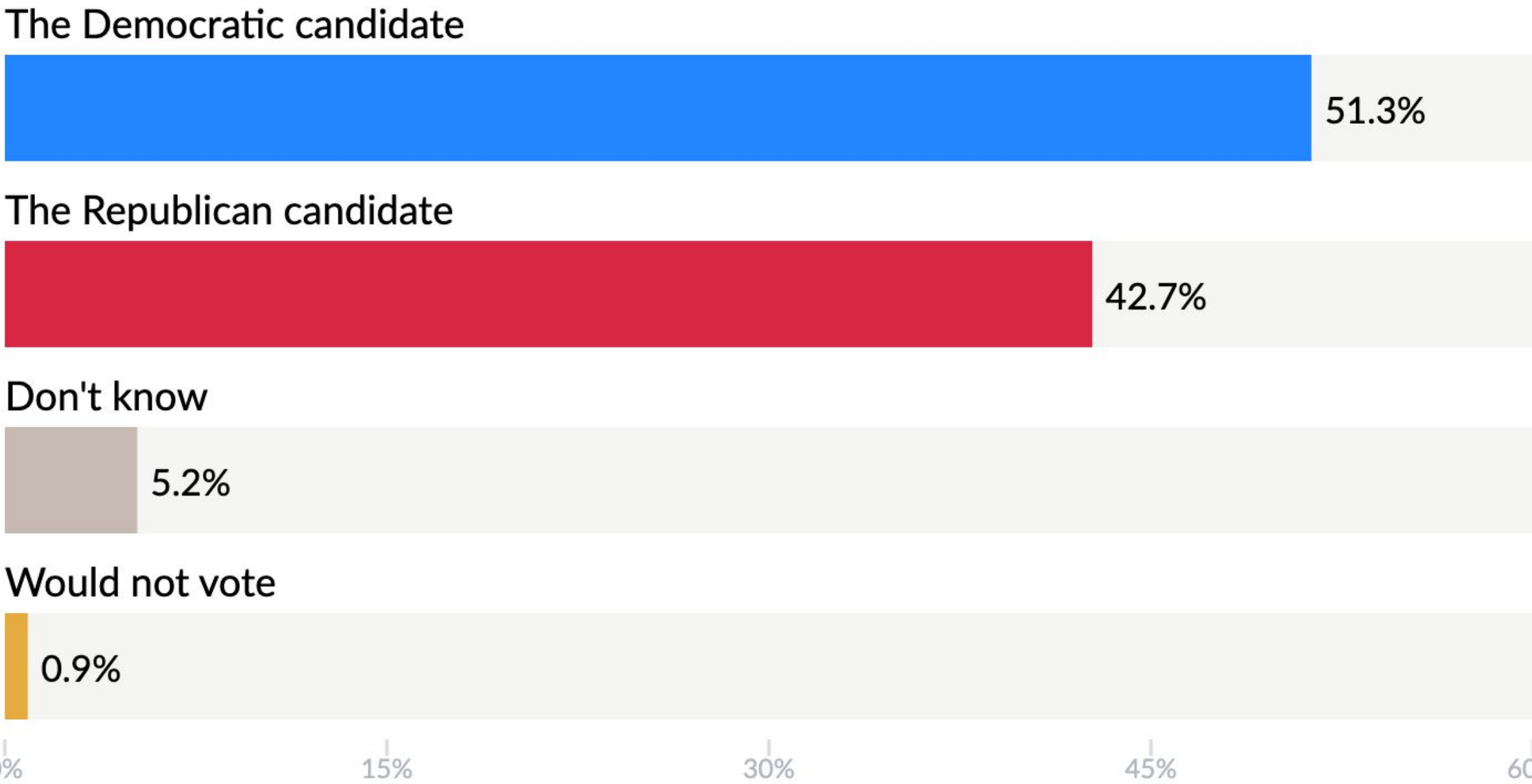
	GENDER			AGE				EDUCATION	
	Man	Woman	Other / prefer not to identify	18 - 29	30 - 44	45 - 64	65+	College degree or higher	All other
Oppose	<div></div> 38.9	<div></div> 51.7	<div></div> 31.6	<div></div> 52.4	<div></div> 48.7	<div></div> 42.5	<div></div> 42.8	<div></div> 46.5	<div></div> 45
Support	<div></div> 39.4	<div></div> 30.4	<div></div> 54.6	<div></div> 12.1	<div></div> 23.8	<div></div> 49	<div></div> 38.8	<div></div> 32.4	<div></div> 36.4
Don't know	<div></div> 21.7	<div></div> 18	<div></div> 13.8	<div></div> 35.5	<div></div> 27.5	<div></div> 8.5	<div></div> 18.4	<div></div> 21.1	<div></div> 18.5

	INCOME			RACE				
	Below \$50k	\$50k - \$100k	Above \$100k	Asian	Black	Hispanic	White	Other
Oppose	<div></div> 52.9	<div></div> 39.7	<div></div> 45.7	<div></div> 33.1	<div></div> 62.9	<div></div> 45.9	<div></div> 44.6	<div></div> 36.7
Support	<div></div> 31.2	<div></div> 39.2	<div></div> 33.4	<div></div> 40.8	<div></div> 8.2	<div></div> 37.7	<div></div> 36.9	<div></div> 36.8
Don't know	<div></div> 15.9	<div></div> 21.1	<div></div> 20.9	<div></div> 26.1	<div></div> 28.8	<div></div> 16.4	<div></div> 18.5	<div></div> 26.5

	LOCATION			PARTISANSHIP			2024 VOTE FOR PRESIDENT		
	Urban	Sub - urban	Rural	Democrat	Republican	Independent	Donald Trump	Kamala Harris	Other, don't remember, didn't vote
Oppose	<div></div> 53.4	<div></div> 46.4	<div></div> 35.3	<div></div> 78.7	<div></div> 5	<div></div> 58.5	<div></div> 6.9	<div></div> 81.9	<div></div> 55.2
Support	<div></div> 30.5	<div></div> 31.7	<div></div> 46.4	<div></div> 0.2	<div></div> 72.2	<div></div> 25.7	<div></div> 74.1	<div></div> 0.2	<div></div> 11.3
Don't know	<div></div> 16.1	<div></div> 21.9	<div></div> 18.3	<div></div> 21.1	<div></div> 22.8	<div></div> 15.8	<div></div> 19.1	<div></div> 18	<div></div> 33.5

2.9. Election scenarios and Democrat-Republican comparisons

If the midterm elections for the House of Representatives were held today, who would you be most likely to vote for?

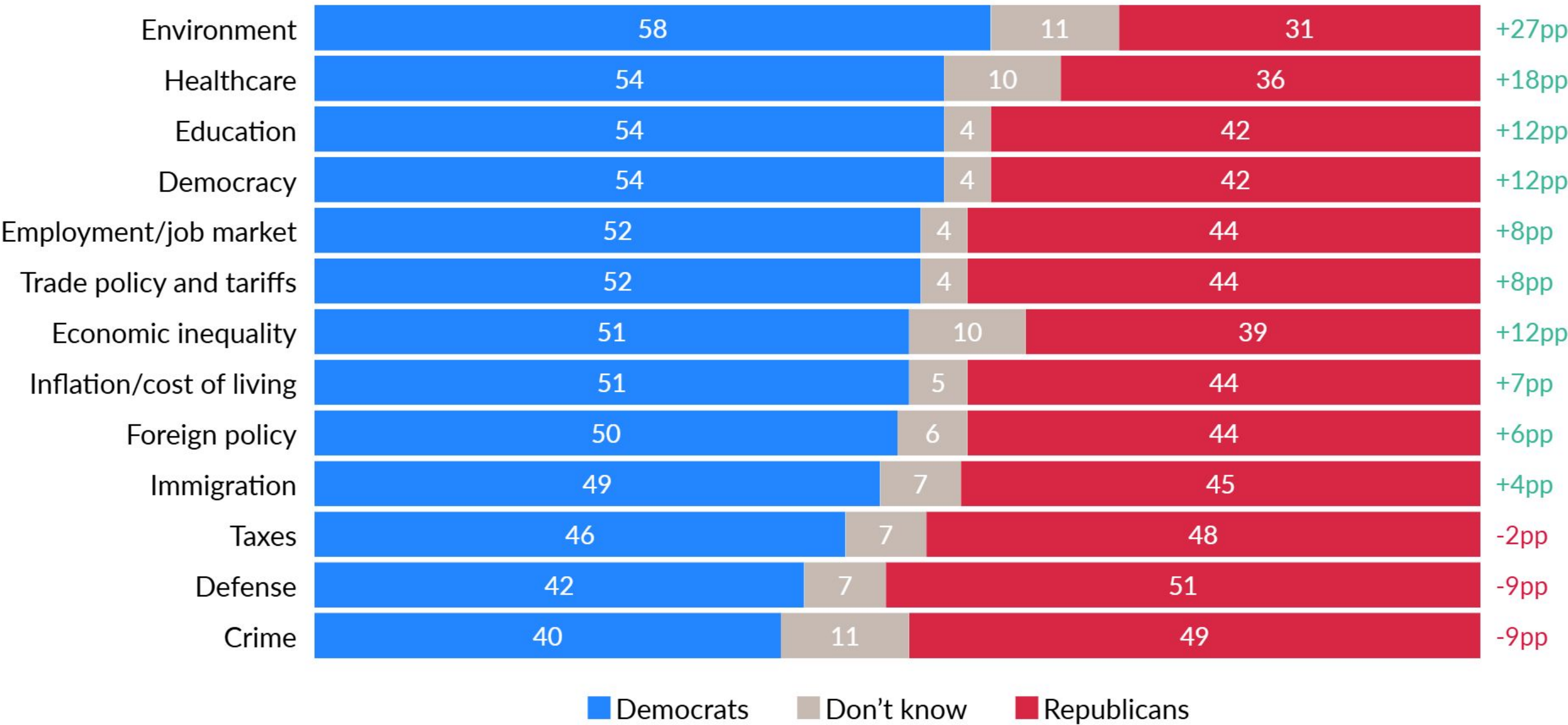


	GENDER			AGE				EDUCATION	
	Man	Woman	Other / prefer not to identify	18 - 29	30 - 44	45 - 64	65+	College degree or higher	All other
The Democratic cand	<div><div></div></div> 44.8	<div><div></div></div> 57	<div><div></div></div> 50.6	<div><div></div></div> 59.8	<div><div></div></div> 67.5	<div><div></div></div> 43.6	<div><div></div></div> 44.4	<div><div></div></div> 59.5	<div><div></div></div> 44.4
The Republican candi	<div><div></div></div> 44.8	<div><div></div></div> 40.8	<div><div></div></div> 43.7	<div><div></div></div> 29.5	<div><div></div></div> 25.7	<div><div></div></div> 51.4	<div><div></div></div> 51	<div><div></div></div> 34.5	<div><div></div></div> 49.5
Don't know	<div><div></div></div> 8.8	<div><div></div></div> 2	<div><div></div></div> 4.7	<div><div></div></div> 9.5	<div><div></div></div> 5.5	<div><div></div></div> 3.9	<div><div></div></div> 4.5	<div><div></div></div> 5	<div><div></div></div> 5.4
Would not vote	<div><div></div></div> 1.5	<div><div></div></div> 0.3	<div><div></div></div> 1	<div><div></div></div> 1.2	<div><div></div></div> 1.3	<div><div></div></div> 1.1	<div><div></div></div> 0	<div><div></div></div> 1	<div><div></div></div> 0.7

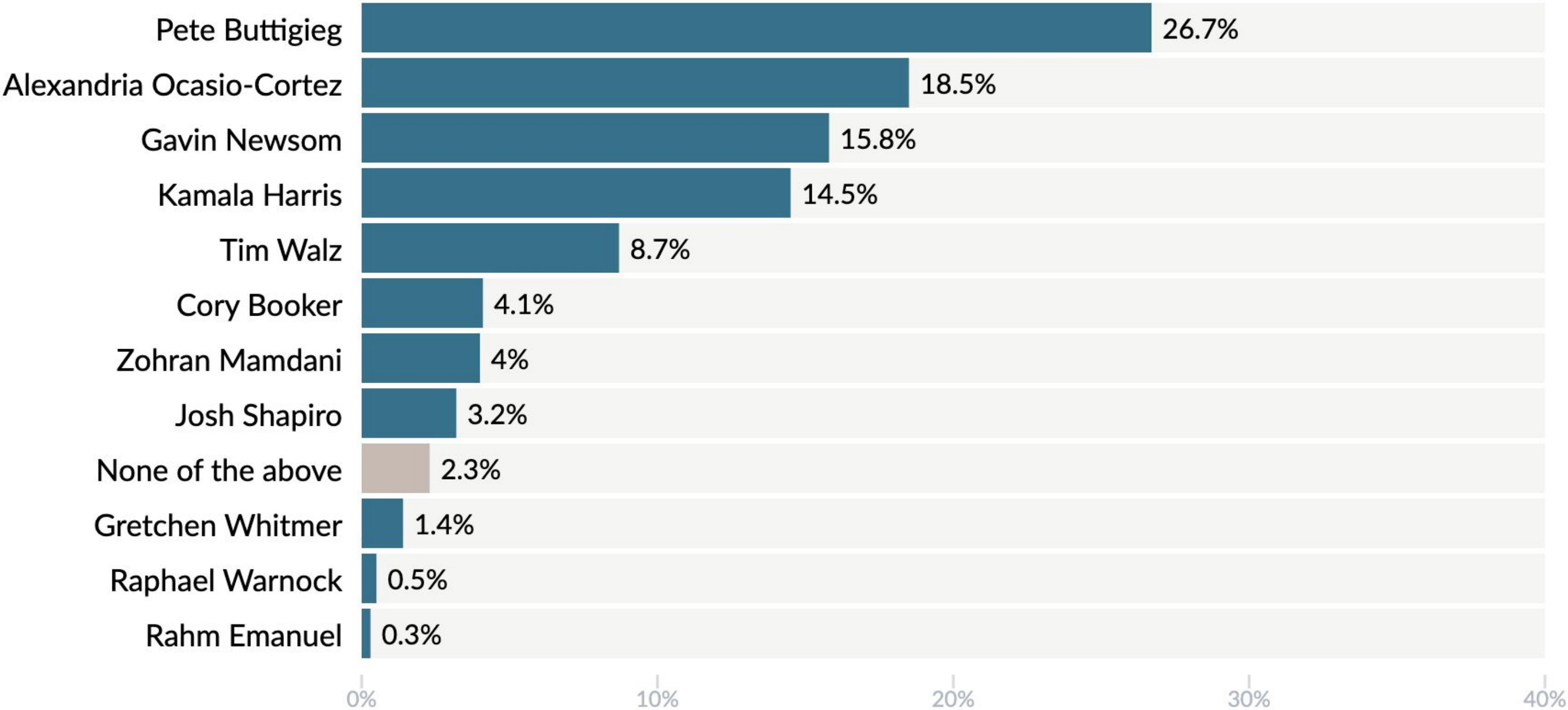
	INCOME			RACE				
	Below \$50k	\$50k - \$100k	Above \$100k	Asian	Black	Hispanic	White	Other
The Democratic cand	<div><div></div></div> 56.8	<div><div></div></div> 48.2	<div><div></div></div> 50.4	<div><div></div></div> 39.7	<div><div></div></div> 86.2	<div><div></div></div> 56.5	<div><div></div></div> 45.8	<div><div></div></div> 41.6
The Republican candi	<div><div></div></div> 40.6	<div><div></div></div> 46.8	<div><div></div></div> 40.9	<div><div></div></div> 57.3	<div><div></div></div> 13.8	<div><div></div></div> 41.7	<div><div></div></div> 46.9	<div><div></div></div> 41.9
Don't know	<div><div></div></div> 2.5	<div><div></div></div> 4.3	<div><div></div></div> 7.4	<div><div></div></div> 3	<div><div></div></div> 0	<div><div></div></div> 1.8	<div><div></div></div> 6.3	<div><div></div></div> 12.2
Would not vote	<div><div></div></div> 0.1	<div><div></div></div> 0.8	<div><div></div></div> 1.4	<div><div></div></div> 0	<div><div></div></div> 0	<div><div></div></div> 0	<div><div></div></div> 1	<div><div></div></div> 4.2

	LOCATION			PARTISANSHIP			2024 VOTE FOR PRESIDENT		
	Urban	Sub - urban	Rural	Democrat	Republican	Independent	Donald Trump	Kamala Harris	Other, don't remember, didn't vote
The Democratic cand	<div><div></div></div> 53.4	<div><div></div></div> 54.2	<div><div></div></div> 40.5	<div><div></div></div> 97.7	<div><div></div></div> 5.4	<div><div></div></div> 62.3	<div><div></div></div> 3	<div><div></div></div> 97.3	<div><div></div></div> 71
The Republican candi	<div><div></div></div> 37.8	<div><div></div></div> 40.3	<div><div></div></div> 55.7	<div><div></div></div> 1.2	<div><div></div></div> 92	<div><div></div></div> 25	<div><div></div></div> 90.1	<div><div></div></div> 0.2	<div><div></div></div> 6.2
Don't know	<div><div></div></div> 7.6	<div><div></div></div> 4.6	<div><div></div></div> 3.7	<div><div></div></div> 1	<div><div></div></div> 2.2	<div><div></div></div> 10.9	<div><div></div></div> 5.6	<div><div></div></div> 2.4	<div><div></div></div> 19.9
Would not vote	<div><div></div></div> 1.3	<div><div></div></div> 0.9	<div><div></div></div> 0.1	<div><div></div></div> 0.1	<div><div></div></div> 0.5	<div><div></div></div> 1.8	<div><div></div></div> 1.3	<div><div></div></div> 0.1	<div><div></div></div> 3

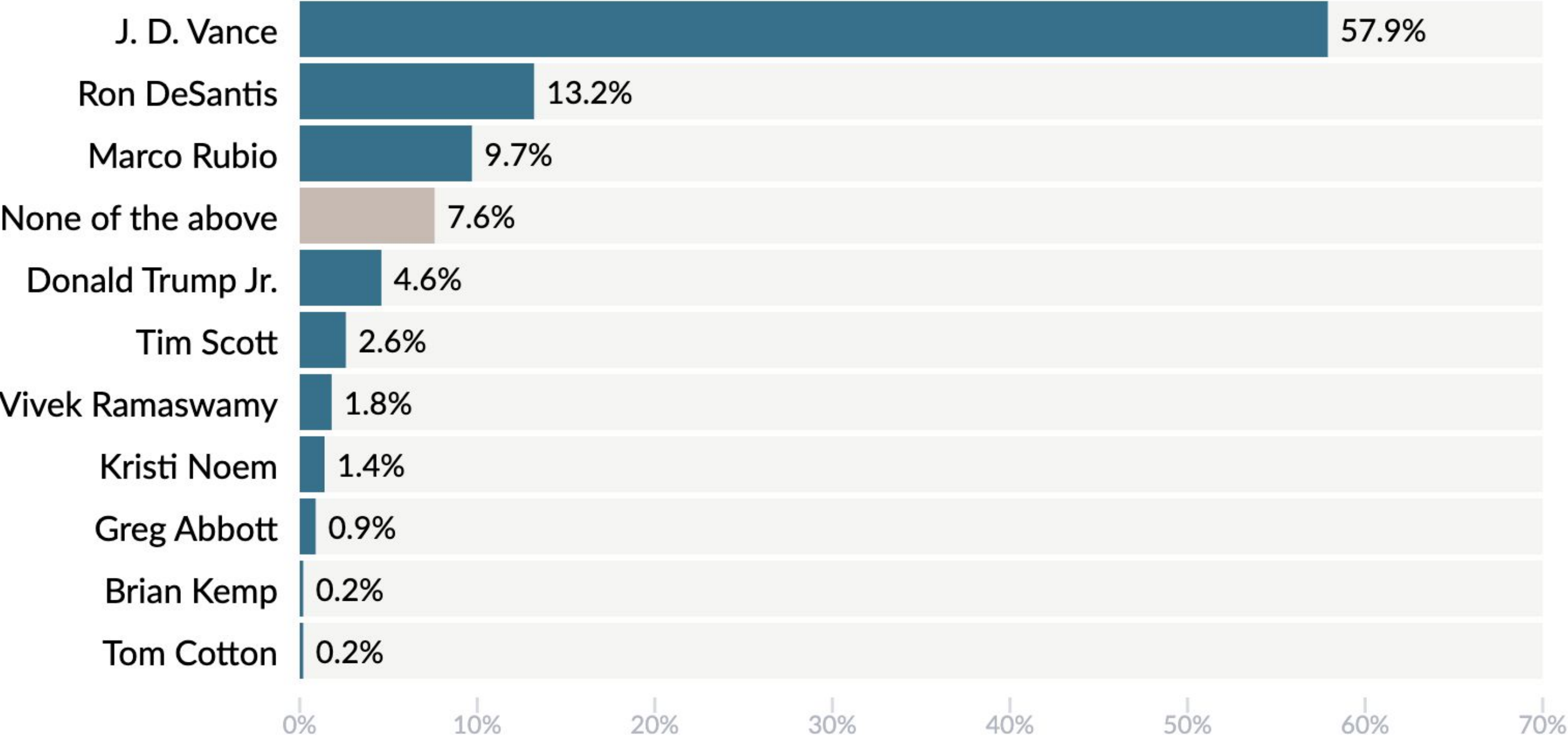
Which party do you trust more to handle the following issue areas?



Provided that these were the candidates, who would you vote for in the Democratic primaries for the 2028 presidential election? [among those identifying as Democrats]



Provided that these were the candidates, who would you vote for in the Republican primaries for the 2028 presidential election? [among those identifying as Republicans]




About AtlasIntel

With an average error of 0.3pp, **AtlasIntel** was the most accurate pollster of the 2024 election, both at the national level and in swing states. It was also the only pollster to correctly indicate the winner of the presidential race in each state.

Most Accurate Pollsters of the 2024 US Presidential Election				
National Popular Vote				
	Trump	Harris	Advantage Trump vs Harris	Poll Error
Results			1.5	
1 AtlasIntel 11/04	50	48.8	1.2	0.3
2 ActiVote 11/02	50.5	49.5	1	0.5
3 Quantus Insights 10/30	49.1	48.3	0.8	0.7
4 SoCal Strategies 10/31	49.9	49.1	0.8	0.7
5 Big Data Poll 10/29	50.1	49.9	0.2	1.3
6 Rasmussen 10/31	49	46	3	1.5
7 J.L. Partners 10/29	50	47	3	1.5
8 Fabrizio/GBAO/WSJ 10/22	49	46	3	1.5
9 TIPP Insight 11/03	48	48	0	1.5
10 Hart Research/POS 11/02	49	49	0	1.5
11 Emerson College 11/02	49	49	0	1.5
12 NYT/Siena 10/23	48	48	0	1.5
13 NBC News 11/02	49	49	0	1.5
14 Leger/NYP 11/03	48.5	49.4	0.9	2.4
15 YouGov 10/31	48	49	1	2.5
16 Patriot Polling 11/03	48.1	49.4	1.3	2.8
17 Research Co. 11/03	46	48	2	3.5
18 Ipsos 11/03	48	50	2	3.5
19 HarrisX 11/02	49	51	2	3.5
20 Morning Consult 10/31	47	49	2	3.5
21 Marist College 11/02	47	51	4	5.5

Final Trump vs. Harris advantage according to New York Times projection on 11/07/2024.
The error ranking considers the last poll released by each pollster up to two weeks (14 days) before Election Day.

 www.atlasintel.org/polls

Performance of Final Atlas Polls 2024 U.S. Presidential Election			
Race	Final result	Atlas Polls	Error
National	Trump +1.5	Trump +1.2	0.3
Nevada	Trump +3.1	Trump +3.1	0.0
Wisconsin	Trump +0.9	Trump +0.9	0.0
Michigan	Trump +1.4	Trump +1.5	0.1
Montana	Trump +19.9	Trump +20.2	0.3
Virginia	Harris +5.8	Harris +5.4	0.4
Arizona	Trump +5.5	Trump +5.1	0.4
Georgia	Trump +2.2	Trump +1.6	0.6
Pennsylvania	Trump +1.7	Trump +1.0	0.7
North Carolina	Trump +3.2	Trump +2.1	1.1
Minnesota	Harris +4.2	Harris +2.0	2.2
Ohio	Trump +11.2	Trump +8.5	2.7
Texas	Trump +13.6	Trump +10.6	3.0

 www.atlasintel.org/polls

AtlasIntel was also the most accurate pollster of the 2020 presidential election.

In 2020, Atlas polls had an average error of 2pp. They anticipated election results within the margin of error in all swing states. 2020 was the worst cycle for the US polling industry in four decades.*



Replying to @NateSilver538

Finally, here's how the most prolific pollsters fared in the general election.

The best-performing pollster was AtlasIntel!

Second was Trafalgar!

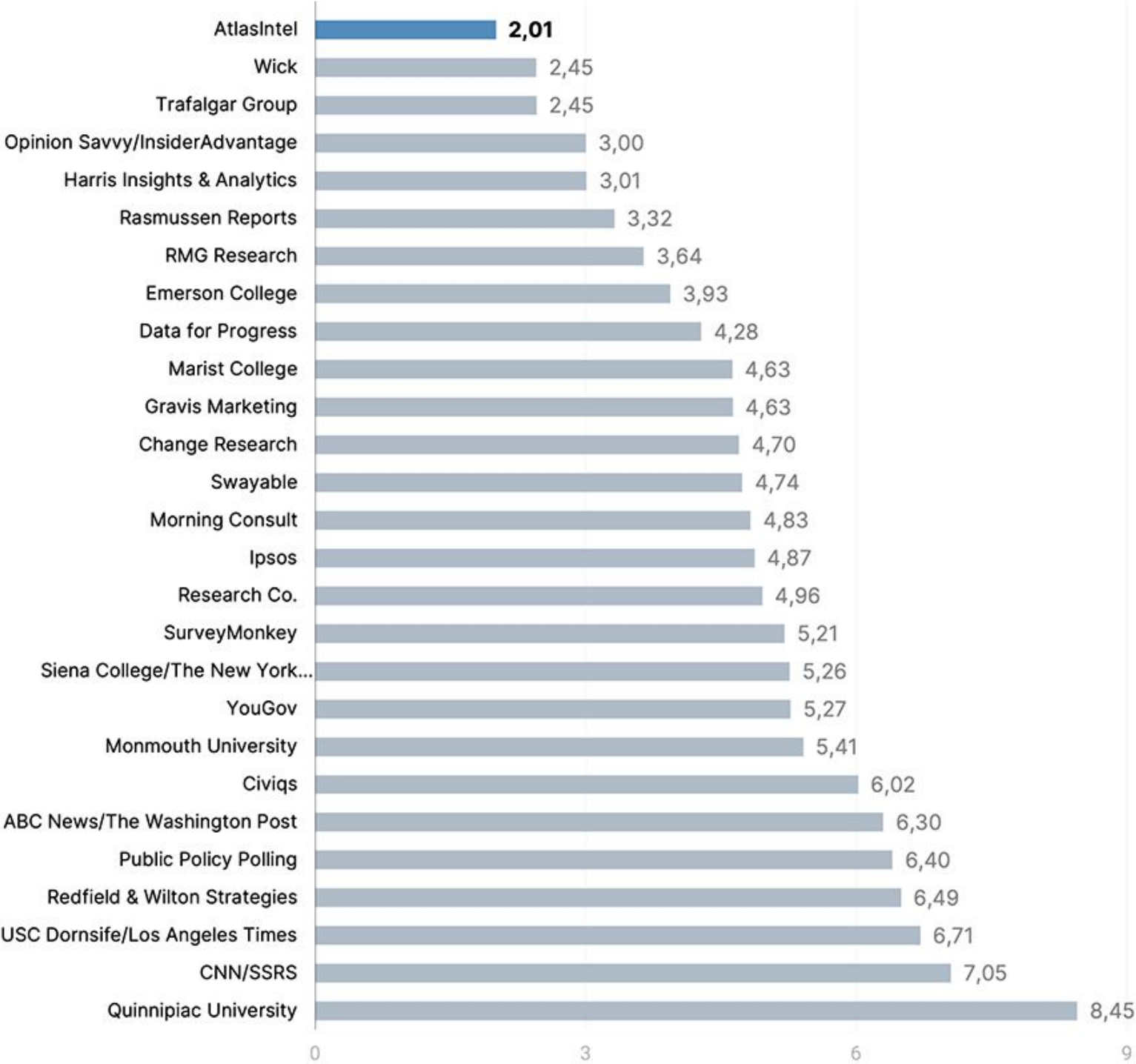
Yeah, they incorrectly had Trump winning a few states, but they were close on the margins, and that's the better metric.

AtlasIntel was 2020's most accurate pollster

Average error of polls in final 21 days before the 2020 general election, for pollsters that conducted at least 10 polls

POLLSTER	NO. POLLS	RACES CALLED CORRECTLY	STATISTICAL BIAS	AVG. ERROR
Swayable	68	93%	+5 . 1	+5 . 8
SurveyMonkey	58	97	+3 . 8	+4 . 7
Morning Consult	54	80	+4 . 6	+4 . 8
Change Research	44	69	+5 . 7	+6 . 1
Data for Progress	42	75	+5 . 0	+5 . 0
YouGov	37	82	+5 . 3	+5 . 3
Emerson College	36	58	+3 . 0	+4 . 1
Ipsos	32	73	+4 . 6	+4 . 6
Public Policy Polling	31	63	+7 . 2	+7 . 2
Trafalgar Group	28	50	-2 . 1	+2 . 6
Siena College/NYT Upshot	25	76	+5 . 5	+5 . 5
RMG Research	25	80	+6 . 0	+6 . 0
Civiqs	22	73	+5 . 3	+5 . 6
Gravis Marketing	21	90	+4 . 8	+4 . 8
SurveyUSA	17	79	+2 . 4	+4 . 6
Rasmussen Reports/POR	17	68	+1 . 0	+2 . 8
Opinion Savvy/InsiderAdvantage	15	47	+0 . 8	+3 . 5
Research Co.	14	96	+5 . 2	+5 . 2
AtlasIntel	14	71	+1 . 0	+2 . 2
Harris Insights & Analytics	13	81	+3 . 2	+3 . 3
SSRS	12	75	+7 . 1	+7 . 1

Average error of national and state-level polls in the 2020 US Presidential Election [polls released in the final week before election day]



*AAPOR, 2020 Pre-Election Polling: An Evaluation of the 2020 General Election Polls

AtlasIntel figures as the highest rated pollster in the United States, according to Nate Silver’s updated pollster ranking for 2025, following the results of the 2024 US presidential elections.

2025 US Pollster Ratings

Silver Bulletin | Nate Silver

Rank 2025	Year Change	Pollster	Grade	Partisan Bias	Predictive Plus-Minus
1	▲ 7	AtlasIntel	A+	D +0.2	-1.0
3	–	The Washington Post	A+	D +0.9	-0.9
5	▼ 3	The New York Times/Siena College	A	D +1.4	-0.8
7	▼ 2	SurveyUSA	A	D +0.1	-0.7
13	▲ 1	Emerson College	A-	D +0.6	-0.6
15	▼ 3	Monmouth University	A-	D +2.0	-0.5
19	▼ 9	Marist College	A-	D +0.5	-0.4
21	▼ 2	Public Policy Polling	A-	D +0.9	-0.4
25	▼ 1	Mason-Dixon Polling & Strategy	A-	R +0.5	-0.3
27	▲ 1	Suffolk University	A-	D +0.9	-0.3
30	▼ 5	Quinnipiac University	B+	D +0.6	-0.3
39	▲ 28	Trafalgar Group	B+	R +1.8	-0.2
56	▼ 10	Gallup	B+	R +0.6	-0.1
72	▲ 54	InsiderAdvantage	B	D +0.4	0.0
77	▼ 39	YouGov	B	D +1.1	0.0
82	▲ 2	Rasmussen Reports	B	R +1.4	0.1
106	▼ 6	Gravis Marketing/Kaplan Strategies	B	D +1.3	0.2
107	▼ 33	Harris Insights & Analytics	B	R +1.0	0.2
123	▼ 33	Data for Progress	B	D +1.6	0.3
162	▼ 31	Big Village	B-	D +0.2	0.4
166	▲ 125	University of New Hampshire	B-	D +2.0	0.4
171	▼ 27	Ipsos	B-	D +1.9	0.4
203	▼ 9	Change Research	B-	D +2.7	0.5
211	▼ 22	Zogby Analytics	B-	R +0.6	0.6
225	▼ 79	Morning Consult	B-	D +3.4	0.6
417	▼ 11	American Research Group	C+	D +0.1	0.8
485	▼ 21	SurveyMonkey	C	D +4.6	1.0

The table above includes all pollsters with a track record based on at least 90 polls. For the full list and ratings methodology please see: <https://www.natesilver.net/p/pollster-ratings-silver-bulletin>

SILVER BULLETIN

According to the New York Times, AtlasIntel is one the most reliable pollsters in the United States.

The latest polls

Every poll here influences the averages above. Polls from “select pollsters,” which meet certain criteria for reliability, count for more. You can filter by state, toggle to show only select pollsters, and choose head-to-head or three-way matchups.

National polls

All pollsters

Select pollsters

Biden vs. Trump

With Kennedy

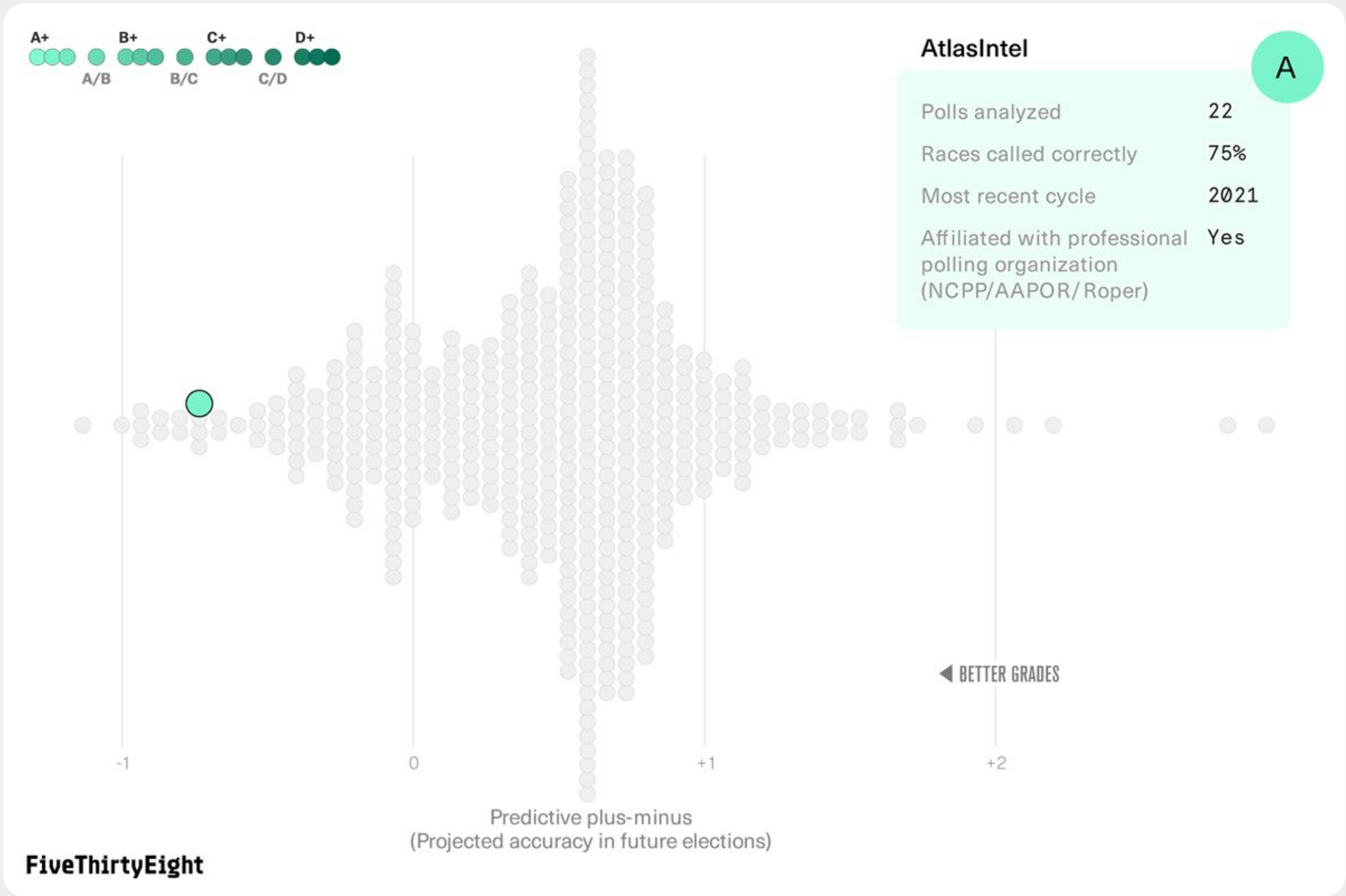
POLLSTER	SPONSOR	STATE	MARGIN	BIDEN	TRUMP	KENNEDY
+ ♦ Emerson College July 7-8 New		U.S.	Trump +4	40%	44%	6%
+ ♦ Cygnal Political July 1-2		U.S.	Trump +5	38%	44%	7%
+ ♦ Fabrizio, Lee & Associate June 29 - July 2	Wall Street Journal	U.S.	Trump +6	36%	42%	7%
+ ♦ The New York Times/Sie June 28 - July 2		U.S.	Trump +6	37%	42%	8%
+ ♦ CNN/SSRS June 28-30		U.S.	Trump +6	35%	41%	14%
+ ♦ Suffolk University June 28-30	USA Today	U.S.	Trump +4	38%	41%	8%
+ ♦ AtlasIntel June 26-28	CNN Brazil	U.S.	Trump +5	40%	46%	10%
+ ♦ The New York Times/Sie June 20-25		U.S.	Trump +4	37%	40%	7%
+ ♦ Quinnipiac University June 20-24		U.S.	Trump +6	37%	43%	11%
+ ♦ Beacon Research/Shaw June 14-17	Fox News	U.S.	Biden +1	43%	42%	10%



Ruth Igielnik
Staff editor, polling

Polls by “select pollsters” are shown with a diamond. These pollsters have backgrounds that tend to mean they are more reliable. Also, polls that were conducted by or for partisan organizations are labeled, as they often release only results that are favorable to their cause.

AtlasIntel was the only web-based polling company with an A-rating in the last edition of Nate Silver’s FiveThirtyEight pollster ranking, which evaluated the historical accuracy and the methodological quality of polls.

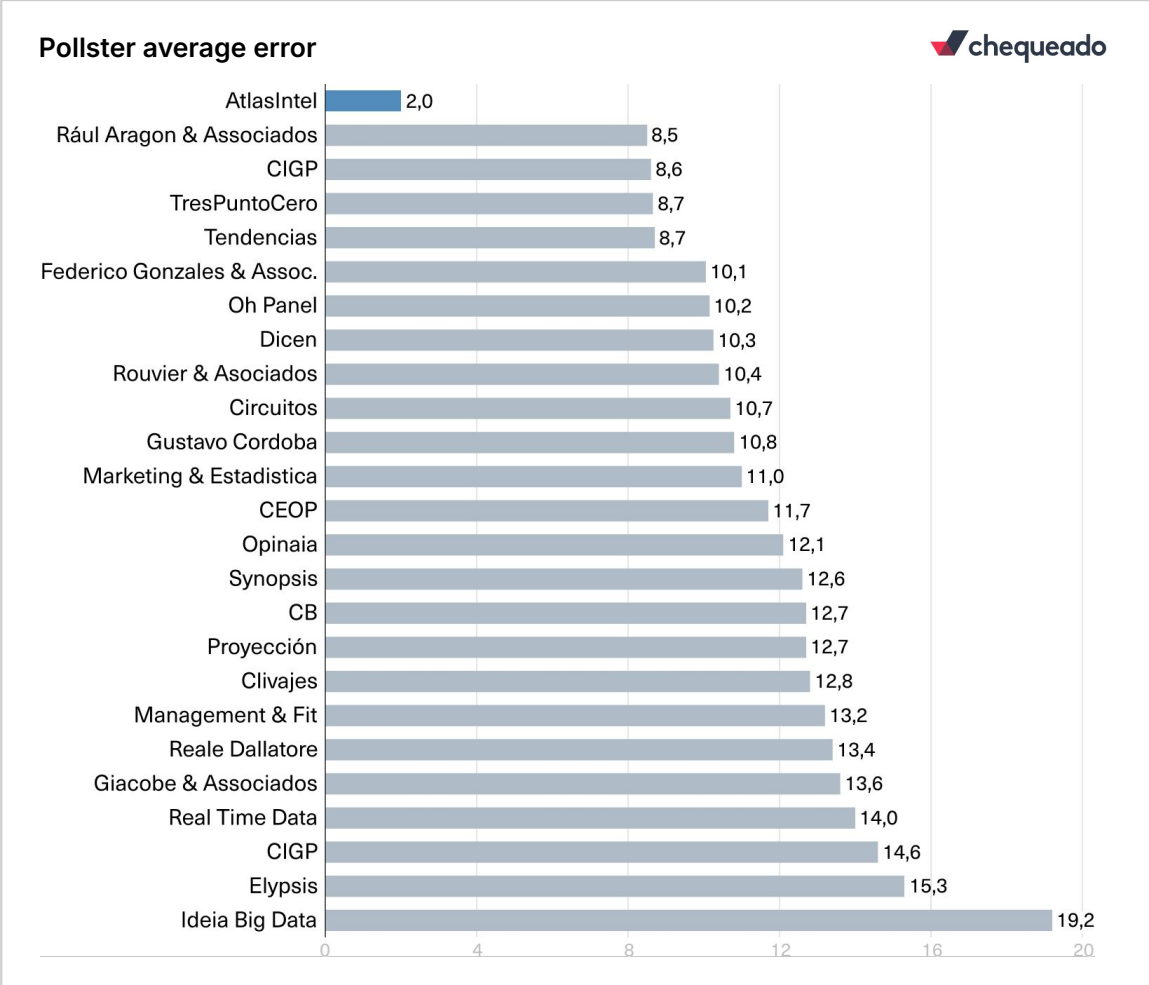


AtlasIntel was the most accurate pollster of the last three election cycles in Argentina (presidential elections, legislative primaries, and legislative elections).

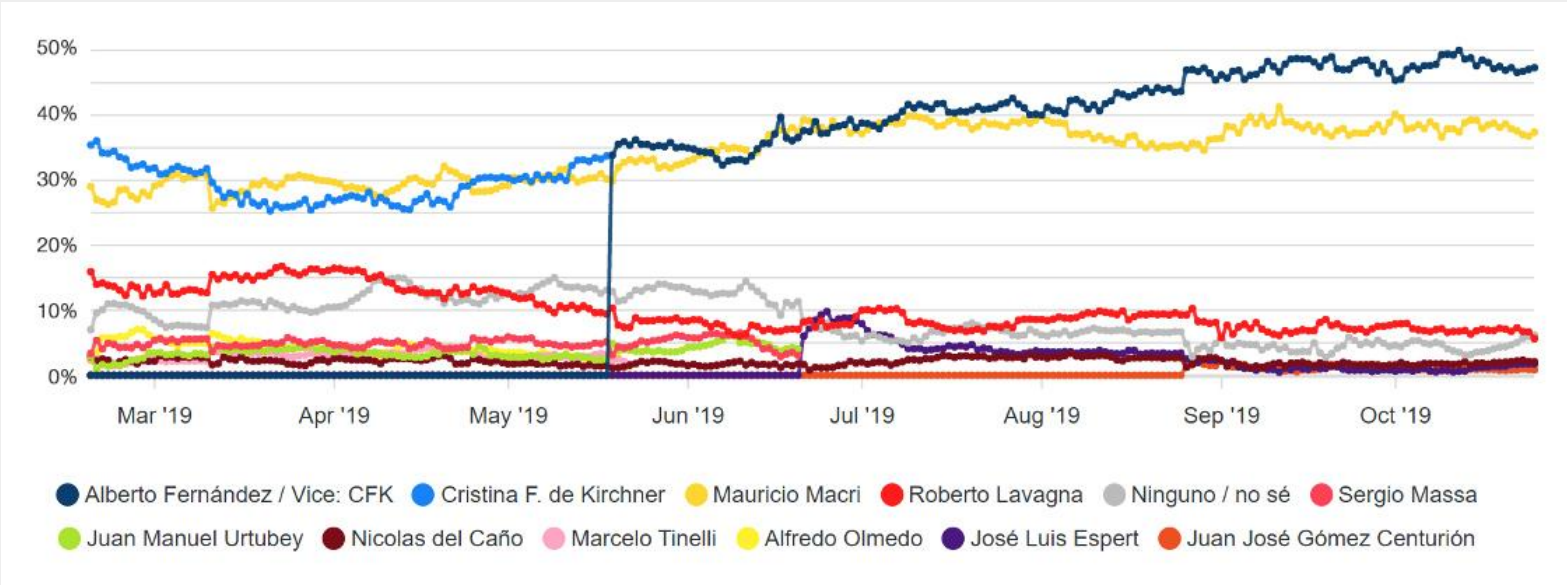
In each of the three election cycles, AtlasIntel had the lowest polling error. In 2023, AtlasIntel was the only pollster to correctly indicate the winners of both the 1st Round (Sergio Massa) and the runoff (Javier Milei).



2019 Argentina Presidential Election Polls



2019 Atlas Tracking Pro Time series



AtlasIntel was the most accurate pollster of the 2022 presidential election in Brazil.

	2/10	1		2		3		4		5		6		7		8		9	
		1/10		1/10		30/09		29/09		1/10		30/09		1/10		29/09		29/09	
		AtlasIntel		MDA		Paraná Pesquisas		Ideia Big Data		Ipec		Veritá		Datafolha		Futura		Brasmarket	
		Result	Error	Result	Error	Result	Error	Result	Error	Result	Error	Result	Error	Result	Error	Result	Error	Result	Error
Lula	48.4	50.3	1.9	48.3	0.1	47.2	1.2	48.9	0.4	51	2.6	41.6	6.8	50	1.6	43.6	4.8	34.7	13.7
Jair Bolsonaro	43.2	41.1	2.1	39.7	3.5	40.1	3.1	38.5	4.7	37	6.6	44.6	1.4	36	7.2	40.5	2.7	51.0	7.8
Simone Tebet	4.2	2.7	1.5	4.7	0.5	6.2	2.0	6.2	2.1	5	1.2	4.2	0.0	6	1.8	7.7	3.5	5.8	1.6
Ciro Gomes	3.0	4.0	1.0	4.9	1.9	5.3	2.3	5.2	2.2	5	2.4	4.1	1.1	5	2.0	6.0	3.0	7.0	4.0
Outros	1.2	1.9	0.7	2.4	1.2	1.2	0.0	1.2	0.1	2	0.9	5.5	4.3	2	0.8	2.2	1.0	1.5	0.3
Average error			1.4		1.5		1.7		1.9		2.7		2.7		2.7		3.0		5.5

AtlasIntel was the most accurate pollster of the 2022 Constitutional Plebiscite in Chile

Public and private AtlasIntel polls accurately captured the dynamics of voter mobilization and came closer to the final vote count than any competitor.

AtlasIntel public releases both before and after the start of the poll blackout period indicated that slightly more than 58% of Chilean voters would vote to reject the new constitution; with 61,8% of votes cast against the new constitutional text, AtlasIntel came closest to the final outcome regardless of whether one considers polls released before or during the blackout period.

Ranking of pollster accuracy

CHILE 2022 - Constitutional plebiscite

Last public poll released prior to the start of the publication blackout period (likely voters)

	9/4	1		2		3		4		5		6		7		8		9	
		8/19		8/19		8/19		8/1		8/19		8/19		8/7		8/19		8/2	
		AtlasIntel		Black & White		UDD		Criteria		Cadem		Activa Pulso Ciudadano		Data Influye		Signos / SmartAnalytics		MORI / FIEL	
	Result	Result	Error	Result	Error	Result	Error	Result	Error	Result	Error	Result	Error	Result	Error	Result	Error	Result	Error
Approve	38,14	41,6	3,5	42,0	3,9	44,3	6,2	44,4	6,3	45,0	6,9	46,5	8,4	47,3	9,2	48,1	10,0	48,4	10,3
Reject	61,86	58,4	3,5	58,0	3,9	55,7	6,2	55,6	6,3	55,0	6,9	53,5	8,4	52,7	9,2	51,9	10,0	51,6	10,3
Average error			3,5		3,9		6,2		6,3		6,9		8,4		9,2		10,0		10,3

Last public poll released after the start of the publication blackout period (likely voters)

	9/4	1		2		3		4	
		9/3		9/3		8/29		9/2	
		AtlasIntel		Black & White		Activa Pulso Ciudadano		Cadem	
	Result	Result	Error	Result	Error	Result	Error	Result	Error
Approve	38,14	41,9	3,8	45,0	6,9	45,1	7,0	47,0	8,9
Reject	61,86	58,1	3,8	55,0	6,9	54,9	7,0	53,0	8,9
Average error			3,8		6,9		7,0		8,9

AtlasIntel was the most accurate pollster of the 2022 presidential race in Colombia, considering polling accuracy during the primaries, the 1st round of voting, and the runoff.

	Result	1		2		3		4		5		6	
		AtlasIntel (Atlas Tracking PRO)		AtlasIntel (Public polls)		Invamer		Guarumo		CNC		YanHaas	
		Result	Error	Result	Error	Result	Error	Result	Error	Result	Error	Result	Error
Primaries													
Result by coalition													
Pacto Histórico	47.1	48.8	1.7	50.6	3.5	53.1	6.0	38.4	8.7	41.7	5.4	48.3	1.2
Equipo por Colombia	33.7	29.9	3.8	28.2	5.5	26.7	7.0	37.5	3.8	27.8	5.9	21.7	12.0
Centro Esperanza	19.1	21.3	2.2	21.2	2.1	20.3	1.2	24.1	5.0	30.6	11.5	30.0	10.9
Pacto Histórico													
Gustavo Petro	80.5	87.5	7.0	85.2	4.7	78.6	1.9	81.6	1.1	78.6	1.9	87.8	7.3
Francia Márquez	14.0	6.8	7.2	6.2	7.8	13.5	0.5	10.5	3.5	12.2	1.8	19.5	5.5
Camilo Romero	4.1	3.3	0.8	3.9	0.2	5.9	1.8	5.9	1.8	4.1	0.0	9.8	5.7
Equipo por Colombia													
Fico Gutiérrez	54.2	55.7	1.5	53.4	0.8	28.9	25.3	33.4	20.8	32.6	21.6	36.6	17.6
Álex Char	17.7	22.5	4.8	23.1	5.4	24.7	7.0	29.2	11.5	32.6	14.9	24.4	6.7
David Barguil	15.8	13.3	2.5	16.0	0.2	15.5	0.3	21.4	5.6	6.5	9.3	9.8	6.0
Aydeé Lizarazo	6.5	1.2	5.3	2.0	4.5	12.3	5.8	4.2	2.3	5.4	1.1	7.3	0.8
Enrique Peñalosa	5.8	7.3	1.5	5.6	0.2	18.7	12.9	11.8	6.0	22.8	17.0	22.0	16.2
Centro Esperanza													
Sergio Fajardo	33.5	48.2	14.7	49.6	16.1	37.8	4.3	37.5	4.0	41.5	8.0	47.4	13.9
Juan Manuel Galán	22.5	18.7	3.8	14.9	7.6	23.9	1.4	22.1	0.4	33.0	10.5	31.6	9.1
Carlos Amaya	20.9	11.6	9.3	10.9	10.0	14.9	6.0	10.4	10.5	8.5	12.4	5.3	15.6
Alejandro Gaviria	15.6	15.5	0.1	19.0	3.4	12.9	2.7	21.5	5.9	11.7	3.9	7.9	7.7
Jorge Enrique Robledo	7.4	6.0	1.4	5.5	1.9	10.5	3.1	8.5	1.1	5.3	2.1	7.9	0.5
FIRST ROUND													
Gustavo Petro	40.3	38.2	2.1	41.2	0.9	40.5	0.2	38.8	1.5	39.7	0.6	42.6	2.3
Rodolfo Hernández	28.2	24.5	3.7	22.1	6.1	20.9	7.3	20.8	7.4	21.2	7.0	12.8	15.4
Fico Gutiérrez	23.9	25.2	1.3	27.5	3.6	27.1	3.2	31.6	7.7	23.1	0.8	22.3	1.6
Sergio Fajardo	4.2	8.3	4.1	9.1	4.9	5.1	0.9	4.4	0.2	4.4	0.2	7.4	3.2
SECOND ROUND													
Gustavo Petro	50.4	48.6	1.8	47.5	2.9	47.2	3.2	46.5	3.9	50.5	0.1	48.4	2.0
Rodolfo Hernández	47.3	48.9	1.6	50.2	2.9	48.2	0.9	48.2	0.9	46.1	1.2	37.6	9.7
Blank votes	2.2	2.5	0.2	2.4	0.1	4.7	2.4	5.3	3.0	3.4	1.1	14.0	11.7
Average error			3.6		4.1		4.6		5.1		6.0		7.9

AtlasIntel was the only pollster to correctly anticipate the deadlock resulting from the 2023 legislative election in Spain

With an error of less than a tenth of a percentage point, AtlasIntel was the only pollster to correctly estimate the difference between the PP and the PSOE as well as the difference between the ideological left-right blocks. The surprising result resulted in a legislative deadlock.

El Confidencial

La única encuesta que ha clavado los resultados del 23-J se hizo en São Paulo: "Era un experimento"

En un contexto en el que las casas de encuestas están siendo criticadas por sobreestimar a la derecha, a Atlas Intel le bastó un único sondeo el 17 de julio para acertar más que ninguna



Roman (izquierda, camisa gris), junto al equipo de Atlas Intel que ha realizado la encuesta desde Brasil. (Cedida)

23 July Elections in Spain: Comparison of Results vs. Poll Estimates

	PP	PSOE	PP vs. PSOE margin	Poll error
Final Result 23-Jul	33.1	31.7	1.4	
1 AtlasIntel 17-Jul	30.8	29.4	1.4	0.05
2 Simple Lógica/elDiario.es 17-Jul	32.2	28.6	3.6	2.25
3 YouGov 17-Jul	32.0	28.0	4.0	2.65
4 CIS 17-Jul	30.8	32.2	-1.4	2.75
5 GESOP/The Adelaide Review 21-Jul	32.7	28.5	4.2	2.85
5 40dB/Prisa 17-Jul	32.9	28.7	4.2	2.85
7 Cluster17/El Grand Continent 15-Jul	33.6	28.9	4.7	3.35
7 IMOP/El Confidencial 15-Jul	32.9	28.2	4.7	3.35
9 SocioMétrica/El Español 17-Jul	33.5	28.3	5.2	3.85
10 Sondaxe/La Voz de Galicia 17-Jul	34.3	28.7	5.6	4.25
11 ElectoPanel/Electomanía 17-Jul	34.5	28.8	5.7	4.35
12 KeyData/Público 17-Jul	34.7	28.0	6.7	5.35
13 InvyMark/laSexta 15-Jul	33.5	26.3	7.2	5.85
14 Sigma Dos/El Mundo 17-Jul	35.4	28.0	7.4	6.05
15 GAD3/ABC 17-Jul	36.9	28.6	8.3	6.95
15 Target Point/El Debate 17-Jul	36.4	28.1	8.3	6.95
17 Data10/OKDiario 17-Jul	36.0	27.5	8.5	7.15
18 NC Report/La Razón 17-Jul	37.2	28.3	8.9	7.55

Geographic Coverage

1. THE AMERICAS

Argentina, Bolivia, Brazil, Canada, Chile, Colombia, Costa Rica, Dominican Republic, Ecuador, El Salvador, Guatemala, Haiti, Honduras, Mexico, Nicaragua, Panama, Paraguay, Peru, United States, Uruguay, Venezuela.

2. EUROPE & MIDDLE EAST

Austria, Belgium, Bosnia and Herzegovina, Bulgaria, Croatia, Czech Republic, Denmark, Finland, France, Germany, Greece, Hungary, Ireland, Italy, Israel, Netherlands, Norway, Poland, Portugal, Romania, Serbia, Slovakia, Spain, Sweden, Switzerland, Turkey, Ukraine, United Kingdom.

3. AFRICA

Angola, Egypt, Mozambique, Nigeria, South Africa.

4. ASIA & OCEANIA

Australia, Bangladesh, India, Indonesia, Japan, Malaysia, New Zealand, Pakistan, Philippines, Thailand.

AtlasIntel's online data collection solution and sample calibration methodology allows coverage of any country in the Americas and in Europe with more than 3 million inhabitants, provided that its work is not restricted by legal restrictions and Internet blockages. In Africa and Asia, AtlasIntel provides coverage for a group of larger nations; the addition of additional countries can be explored on a case by case basis.

Countries where AtlasIntel has already conducted surveys for other institutional clients are highlighted in the list above.

