

# National Approval Study

## Voter views on Trump, Congress, and Democratic Party leadership

Fielded May 7–9, 2025 | 1,462 likely voters | MoE ±3.27%

### Trump Approval Split Along Familiar Lines

President Trump's approval rating is nearly one-to-one, with 49% approving and 51% disapproving. Support is strongest on the right as 86% of Republicans and 97% of self-described "MAGA" conservatives say they "strongly" approve while nearly all Democrats and Progressives disapprove.

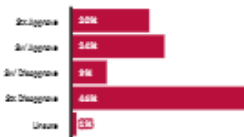
Men, lower-income voters, and those with a high school education are more supportive. Meanwhile, women (59% disapprove), college-educated voters, and Independents (51% strongly disapprove) are largely unhappy with Trump's job performance.



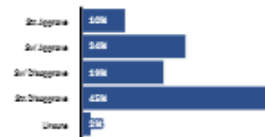
### Congressional Confidence

Congressional Republicans have the upper hand over their Democrat counterparts, with 44% approval and a 10-point advantage overall. Additionally, Independents are 14 points more approving of Republicans in Congress compared to Democrats.

Republicans In Congress Approval  
Among All Voters




Democrats In Congress Approval  
Among All Voters



### Generic Congressional Ballot

Looking ahead to the 2026 general election, the margins are slim, with Democrats holding a narrow 3-point edge over Republicans. This advantage extends to non-college female voters and Independents, who currently favor Democrats by 5 points and 9 points, respectively.

Generic Congressional Ballot  
Among All Voters



Generic Congressional Ballot  
Among Independents

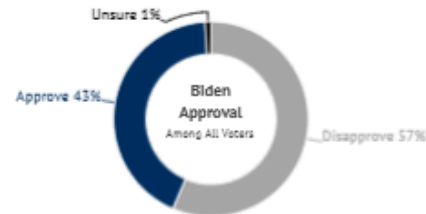


### Voters Reflect on Biden's Tenure

Looking back at President Biden's job performance, 57% of voters disapprove, including half who strongly disapprove. Just 43% approve.

Disapproval spans key groups, including Independents, men, and voters across all regions.

As Democrats look ahead, they face another uncertainty—there's little agreement on who represents the future of the party.



### Face of the Democratic Party

Currently, there is no consensus on the face of the Democrat Party, as a majority of voters either give the title to AOC (26%) or simply say there is none (26%). Bernie Sanders falls in a distant second, followed by a handful of others who fail to reach double digits.

