



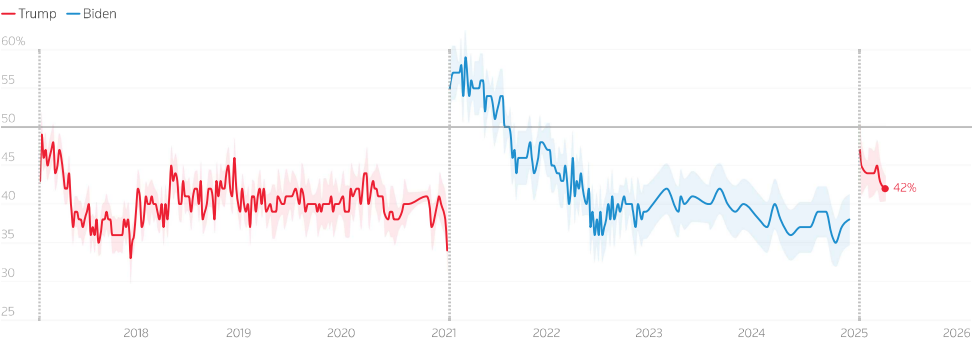
By Jason Lange, Iris Lee and Ben Welsh



Americans gave their leaders a lot of low marks in recent years, reflecting national frustrations over the economy and politics.

Reuters/Ipsos polls regularly ask Americans nationwide to weigh in on [President Donald Trump's](#) job performance. This dashboard will update with the latest results.

What share of Americans approve of the president's job performance?



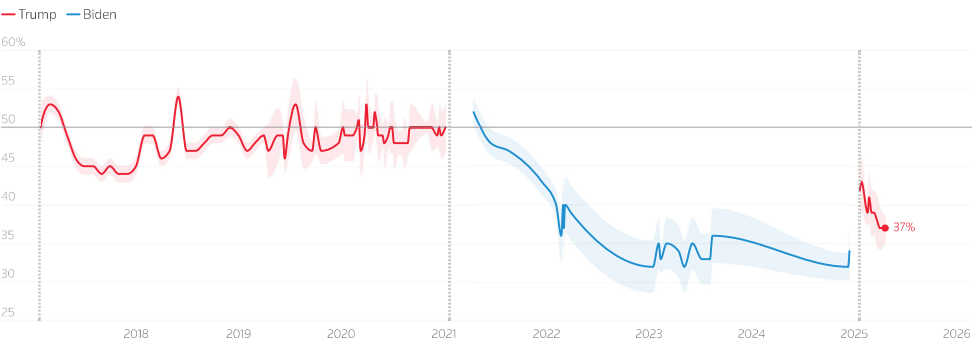
Reuters/Ipsos polls are conducted online and gather responses from U.S. adults nationwide. Shaded areas show the margin of error for each polling period.

President	Dates	Approve	Disapprove
Trump	4/16-4/21 2025	42%	53%
Trump	3/31-4/2 2025	43%	53%
Trump	3/21-3/23 2025	45%	51%
Trump	3/11-3/12 2025	44%	52%
Trump	3/3-3/4 2025	44%	51%

ECONOMY

Americans often rate the health of the [economy](#) as the most pressing issue facing the nation. Steep price increases or a weak job market can bring down a president's approval rating on this crucial question.

What share of Americans approve of the president's handling of the economy?



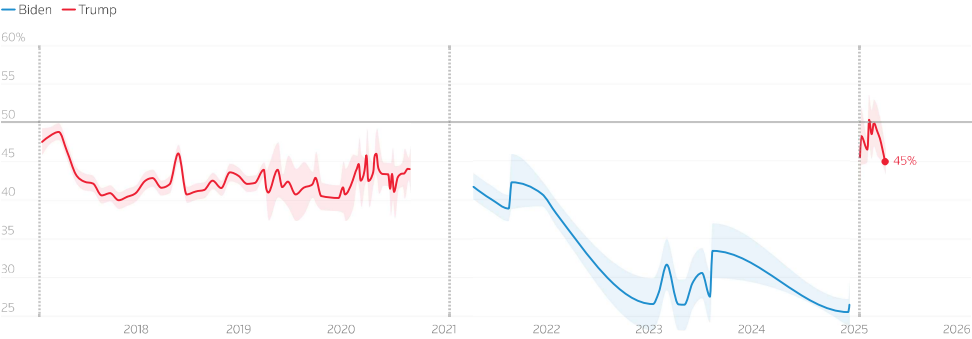
Reuters/Ipsos polls are conducted online and gather responses from U.S. adults nationwide. Shaded areas show the margin of error for each polling period.

President	Dates	Approve	Disapprove
Trump	4/16-4/21 2025	37%	51%
Trump	3/31-4/2 2025	37%	52%
Trump	3/21-3/23 2025	38%	52%
Trump	3/11-3/12 2025	39%	51%
Trump	3/3-3/4 2025	39%	49%

IMMIGRATION

Immigration has become an important political issue in the United States as the foreign-born share of the population has risen. Ahead of the 2024 presidential election, Donald Trump stressed that he would ramp up deportations of people living in the country illegally.

What share of Americans approve of the president's immigration policies?



Reuters/Ipsos polls are conducted online and gather responses from U.S. adults nationwide. Shaded areas show the margin of error for each polling period.


President	Dates	Approve	Disapprove
Trump	4/16-4/21 2025	45%	46%
Trump	3/31-4/2 2025	48%	44%
Trump	3/21-3/23 2025	49%	44%
Trump	3/11-3/12 2025	50%	41%
Trump	3/3-3/4 2025	49%	42%

Reporting and writing by Jason Lange and Ben Welsh; Development by Iris Lee and Ben Welsh; Editing by Scott Malone

Our Standards: [The Thomson Reuters Trust Principles](#).

Suggested Topics:


United States




Jason Lange

Thomson Reuters

Jason Lange is a Washington correspondent focused on political data. Send tips to [jason.lange@thomsonreuters.com](mailto:jason.lange@thomsonreuters.com)








Ben Welsh

Thomson Reuters

Ben Welsh leads the development of dashboards, databases and other automated systems. Send tips to [ben.welsh@thomsonreuters.com](mailto:ben.welsh@thomsonreuters.com).



Do you have a news tip?

How to contact Reuters securely

Contact us

Read Next

Markets  
Wall Street's most valuable companies